


Collet Knobs

The REAN Collet knob series features a screw-fix fitting that allows for freedom of choice when selecting marker line orientation. The four choices of fitting sizes are found on a two color molded body that will not come off it's shaft during use. The color coded caps allow for ease of operation and identification.



Description	Surface Material	Colors body/line	Fitting
-------------	------------------	------------------	---------

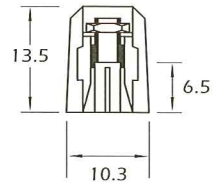

C100

High-specification, 10 mm, two color collet knob with molded-in marker line.

H

0 or 8/9

R012/R4



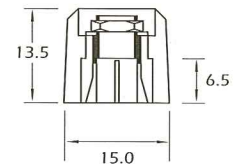
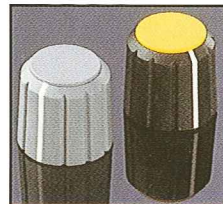
C150

High-specification, 15 mm, two color collet knob with molded-in marker line.

H

0 or 8/9

R012/R025/R4/R6



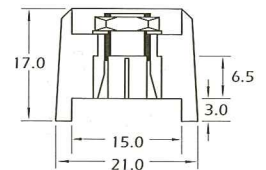
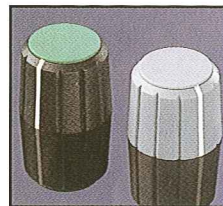
C210

High-specification, 21 mm, two color collet knob with molded-in marker line.

H

0 or 8/9

R012/R025/R4/R6



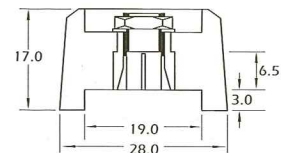
C280

High-specification, 28 mm, two color collet knob with molded-in marker line.

H

0 or 8/9

R012/R025/R4/R6



Key: Knob, Slider and Button Options

Surface Material

H= Hard Nylon S= Soft Touch

Colors

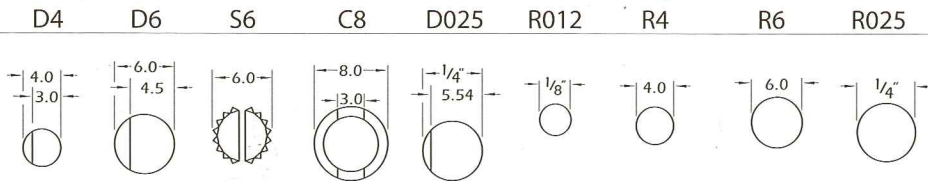
CM CS 0 1 2 3 4 5 6 7 8 9 10
 Chrome Matt Chrome Shiny Black Beige Red Orange Yellow Green Blue Violet Grey White Opaque

Knobs

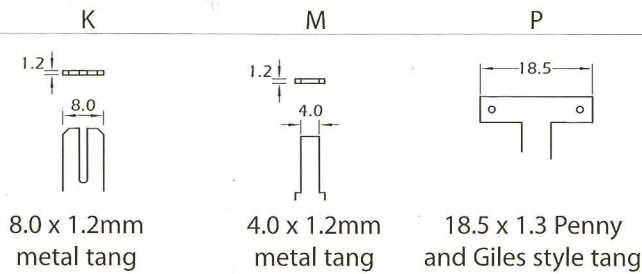
Sliders

Buttons

Knob Fittings



Slider Fittings



Switch Button Fittings

28 = 2.8 mm 33 = 3.3 mm



Orientation

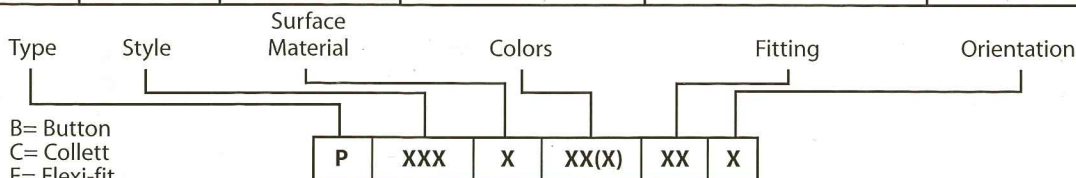
N=North S=South W=West N=North (Dual Concentric Fit)

Viewed from underside



Part Number Info

P	300	H or S	Body/Line/Cap	Fitting	N, S or W
---	-----	--------	---------------	---------	-----------



B= Button
 C= Collett
 F= Flexi-fit
 P= Push on
 S= Slider
 T= Top (cap)

e.g.: P300 H 092 D6 W

Other fit and custom color combinations are available to special order. Printing options are also available for buttons and sliders (see inside front cover for additional information). All special orders are subject to minimum order quantity. Contact factory or sales representative for details.