


High Frequency, Surface Mount Inductors



STANDARD ELECTRICAL SPECIFICATIONS							
IND. (nH)	TOL.	TEST FREQ. (MHz)		Q MIN.	SRF MIN. (MHz)	DCR MAX. (Ω)	RATED DC CURRENT (mA)
		L	Q				
3.3	0.3 nH	100	1000	50	6000	0.06	1000
6.8	5%	100	1000	50	5500	0.06	1000
8.2	5%	100	1000	50	5500	0.06	1000
10	5%	100	1000	50	4300	0.08	1000
12	5%	100	500	60	3600	0.08	1000
15	5%	100	500	60	2700	0.08	1000
18	5%	100	350	60	2700	0.10	1000
22	5%	100	350	60	2500	0.10	1000
27	5%	100	350	60	1800	0.10	1000
33	5%	100	350	60	1700	0.10	1000
39	5%	100	350	60	1500	0.10	1000
47	5%	100	350	60	1500	0.10	1000
56	5%	100	350	60	1350	0.12	1000
68	5%	100	350	60	1300	0.15	1000
82	5%	100	350	60	1100	0.18	1000
100	5%	100	350	60	1100	0.18	1000
120	5%	25	100	45	950	0.20	800
150	5%	25	100	45	880	0.22	800
180	5%	25	100	45	800	0.33	800
220	5%	25	100	45	730	0.45	800
270	5%	25	100	45	650	0.75	600
330	5%	25	100	45	570	0.90	500
390	5%	25	100	45	530	1.06	470
470	5%	25	100	45	480	1.17	420
560	5%	25	100	45	430	1.50	310
680	5%	25	100	45	380	2.06	230
750	5%	25	100	45	360	2.20	200
820	5%	25	100	45	350	2.30	180
910	5%	25	100	45	330	3.18	150
1000	5%	25	50	35	310	3.30	120
1200	5%	7.96	7.96	20	280	1.30	230
1500	5%	7.96	7.96	20	250	1.65	220
1800	5%	7.96	7.96	20	200	2.20	210
2200	5%	7.96	7.96	20	160	2.35	200
2700	5%	7.96	7.96	20	130	2.60	195
3300	5%	7.96	7.96	20	80	2.85	185
3900	5%	7.96	7.96	20	50	4.00	180
4700	5%	7.96	7.96	20	45	4.30	175
5600	5%	7.96	7.96	20	42	2.60	170
6800	5%	7.96	7.96	20	39	2.80	165
8200	5%	7.96	7.96	20	36	3.05	160
10 000	5%	2.52	2.52	15	33	3.50	150
12 000	5%	2.52	2.52	15	30	3.60	140
15 000	5%	2.52	2.52	15	26	4.00	130
18 000	5%	2.52	2.52	15	24	4.50	120
22 000	5%	2.52	2.52	15	22	4.80	110
27 000	5%	2.52	2.52	15	21	5.30	95
33 000	5%	2.52	2.52	15	20	6.10	85
39 000	5%	2.52	2.52	15	18	8.30	60
47 000	5%	2.52	2.52	15	17	12.00	45

FEATURES

- High self-resonant frequency values
- High Q values at higher frequencies
- Wirewound construction
- Compatible with vapor phase and infrared reflow soldering
- Tape and reel packaging for automatic handling, 2000/reel
- Compliant to RoHS directive 2002/95/EC


RoHS
COMPLIANT

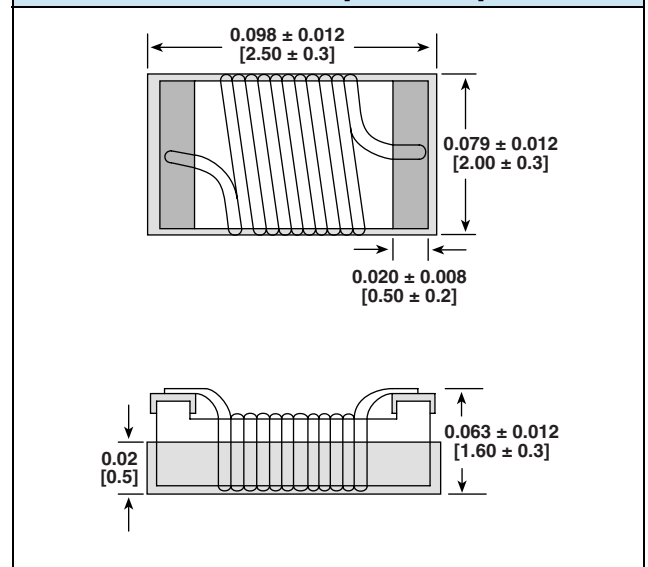
ELECTRICAL SPECIFICATIONS

Inductance Range: 3.3 nH to 47 000 nH
Inductance and Tolerance: 0.3 nH for 3.3 nH
 $\pm 5\%$ for 6.8 nH to 47 000 nH
Operating Temperature: - 40 °C to + 125 °C
Core Material: Ceramic from 3.3 nH to 1000 nH
 Ferrite from 1200 nH to 47 000 nH

TEST EQUIPMENT

- Inductance and Q measured on HP4286A
- SRF measured on HP8753D

DIMENSIONS in inches [millimeters]

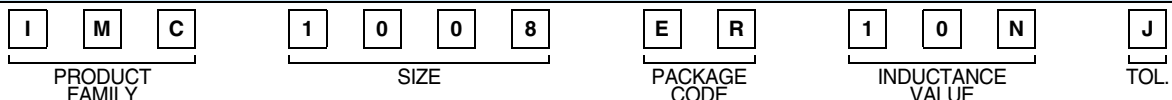


DESCRIPTION

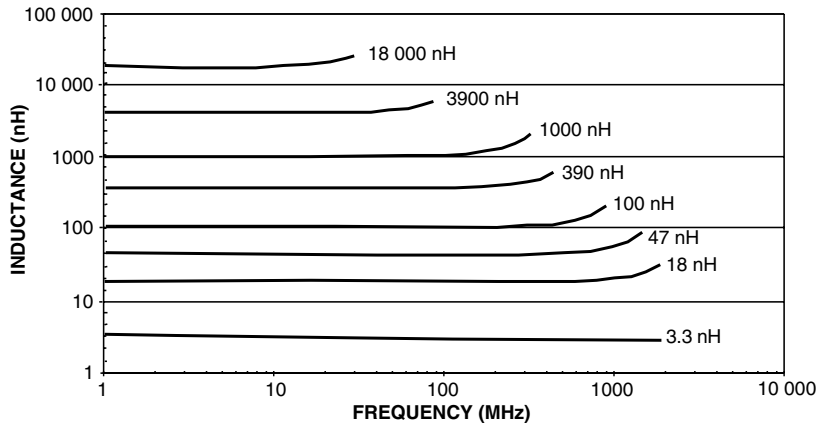
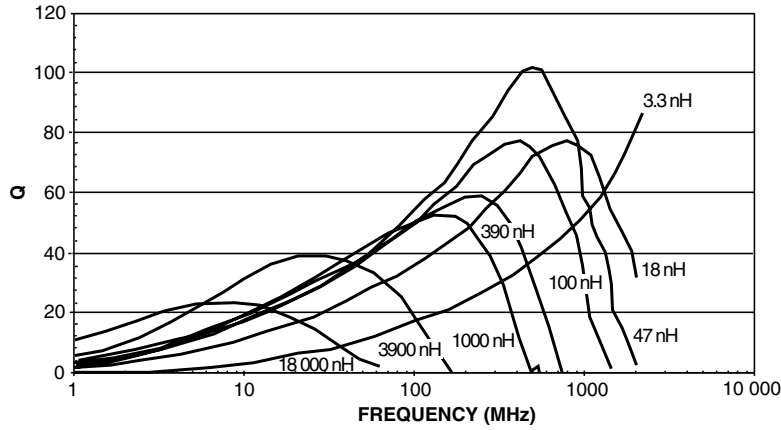
IMC-1008 **10 nH** $\pm 5\%$ **ER** **e4**
 MODEL INDUCTANCE VALUE INDUCTANCE TOLERANCE PACKAGE CODE JEDEC LEAD (Pb)-FREE STANDARD

Note For parts within 3.3 nH to 910 nH please use e4 for JEDEC lead (Pb)-free standard. For parts within 1000 nH to 47 000 nH please use e3 for JEDEC lead (Pb)-free standard.

GLOBAL PART NUMBER

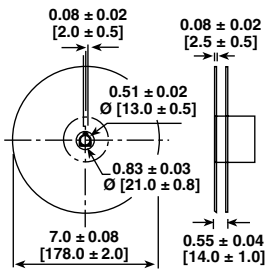


PERFORMANCE GRAPHS IMC-1008

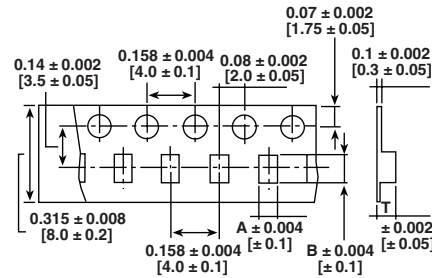


TAPE AND REEL SPECIFICATIONS in inches [millimeters]

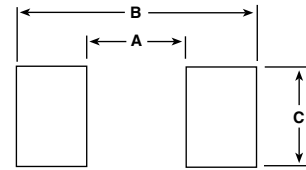
REEL DIMENSIONS



TAPE DIMENSIONS



RECOMMENDED PATTERN



MODEL	UNITS PER REEL	MODEL	A	B	T	MODEL	A	B	C
IMC-1008	2000	IMC-1008	0.087 [2.20]	0.110 [2.80]	0.071 [1.80]	IMC-1008	0.047 [1.20]	0.150 [3.80]	0.100 [2.54]



Disclaimer

ALL PRODUCT, PRODUCT SPECIFICATIONS AND DATA ARE SUBJECT TO CHANGE WITHOUT NOTICE TO IMPROVE RELIABILITY, FUNCTION OR DESIGN OR OTHERWISE.

Vishay Intertechnology, Inc., its affiliates, agents, and employees, and all persons acting on its or their behalf (collectively, "Vishay"), disclaim any and all liability for any errors, inaccuracies or incompleteness contained in any datasheet or in any other disclosure relating to any product.

Vishay makes no warranty, representation or guarantee regarding the suitability of the products for any particular purpose or the continuing production of any product. To the maximum extent permitted by applicable law, Vishay disclaims (i) any and all liability arising out of the application or use of any product, (ii) any and all liability, including without limitation special, consequential or incidental damages, and (iii) any and all implied warranties, including warranties of fitness for particular purpose, non-infringement and merchantability.

Statements regarding the suitability of products for certain types of applications are based on Vishay's knowledge of typical requirements that are often placed on Vishay products in generic applications. Such statements are not binding statements about the suitability of products for a particular application. It is the customer's responsibility to validate that a particular product with the properties described in the product specification is suitable for use in a particular application. Parameters provided in datasheets and/or specifications may vary in different applications and performance may vary over time. All operating parameters, including typical parameters, must be validated for each customer application by the customer's technical experts. Product specifications do not expand or otherwise modify Vishay's terms and conditions of purchase, including but not limited to the warranty expressed therein.

Except as expressly indicated in writing, Vishay products are not designed for use in medical, life-saving, or life-sustaining applications or for any other application in which the failure of the Vishay product could result in personal injury or death. Customers using or selling Vishay products not expressly indicated for use in such applications do so at their own risk and agree to fully indemnify and hold Vishay and its distributors harmless from and against any and all claims, liabilities, expenses and damages arising or resulting in connection with such use or sale, including attorneys fees, even if such claim alleges that Vishay or its distributor was negligent regarding the design or manufacture of the part. Please contact authorized Vishay personnel to obtain written terms and conditions regarding products designed for such applications.

No license, express or implied, by estoppel or otherwise, to any intellectual property rights is granted by this document or by any conduct of Vishay. Product names and markings noted herein may be trademarks of their respective owners.