

## Features

- Shielded construction
- Unit height of 3.2 mm
- Inductance range: 0.1  $\mu$ H to 10  $\mu$ H
- Current up to 32.5 A
- Lead free
- RoHS compliant\*

## Applications

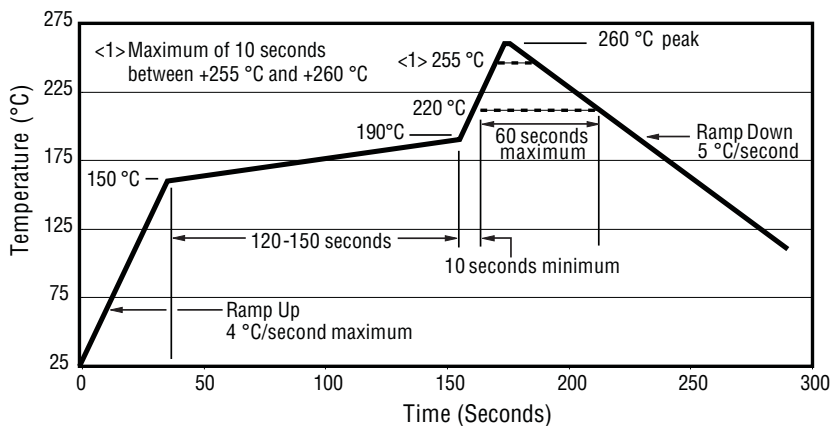
- Input/output of DC/DC converters
- Power supplies for:
  - Portable communications equipment
  - Camcorders
  - LCD TVs
  - Car audio systems

# SRP7030 Series - Shielded Power Inductors

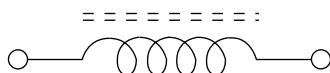
## Electrical Specifications

Bourns Part No.	Inductance L ( $\mu$ H) $\pm 20\%$	I rms (A)	I sat (A)	DCR (m $\Omega$ ) max.
SRP7030-R10M	0.10	32.5	42	1.7
SRP7030-R15M	0.15	26.0	38	2.5
SRP7030-R20M	0.20	24.0	36	3.0
SRP7030-R22M	0.22	23.0	36	2.8
SRP7030-R33M	0.33	20.0	30	3.9
SRP7030-R47M	0.47	17.5	26	4.2
SRP7030-R68M	0.68	15.5	23	5.5
SRP7030-R72M	0.72	15.5	23	5.5
SRP7030-R82M	0.82	13.0	20	8.0
SRP7030-1R0M	1.0	11.0	15	10.0
SRP7030-1R5M	1.5	9.0	14	15.0
SRP7030-1R8M	1.8	8.5	13	17.0
SRP7030-2R2M	2.2	8.0	12	20.0
SRP7030-3R3M	3.3	6.0	10	30.0
SRP7030-4R7M	4.7	5.5	6.5	40.0
SRP7030-6R8M	6.8	4.5	6.0	60.0
SRP7030-8R2M	8.2	4.0	5.5	68.0
SRP7030-100M	10.0	3.0	4.5	85.0

## Soldering Profile



## Electrical Schematic



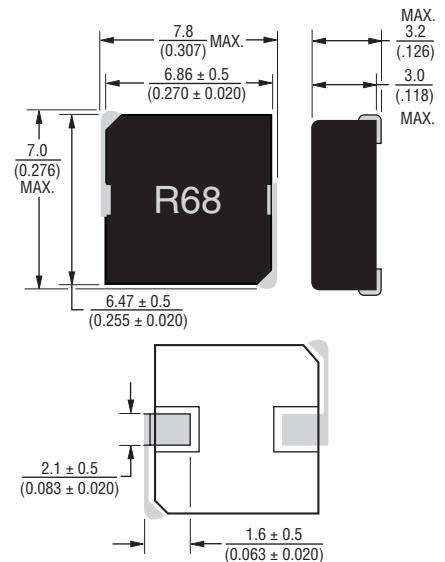
## General Specifications

Test Voltage.....0.25 V  
 Test Frequency .....100 KHz  
 Reflow Soldering.....230 °C; 50 sec max.  
 Operating Temperature...-55 °C to +150 °C  
 (Temperature rise included)  
 Storage Temperature...-55 °C to +150 °C  
 Resistance to Soldering Heat  
 .....+260 °C for 10 sec.

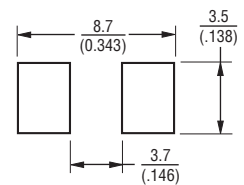
## Materials

Core.....Iron  
 Wire.....Enamelled copper  
 Terminal.....Cu/Sn  
 Rated Current.....Ind. drops 20 % at I sat  
 Temperature Rise.....40 °C at rated I rms  
 Packaging.....1000 pcs. per 13-inch reel

## Product Dimensions



## Recommended Layout



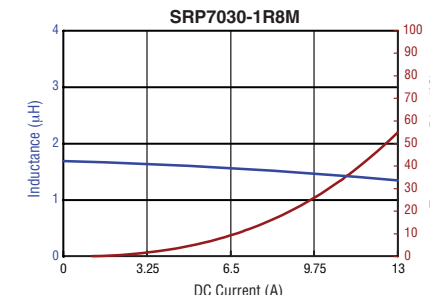
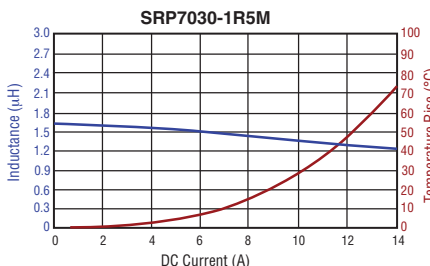
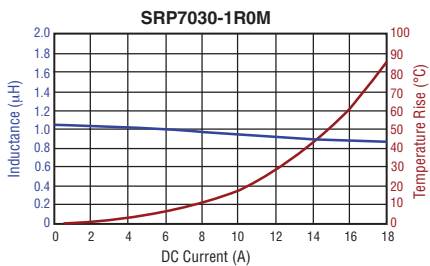
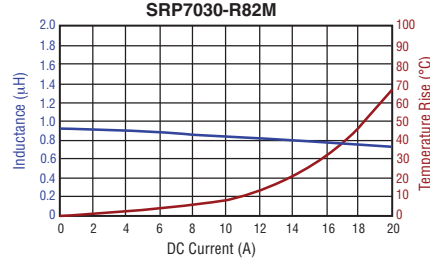
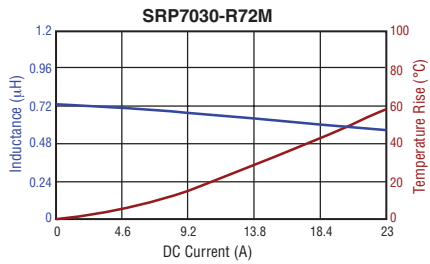
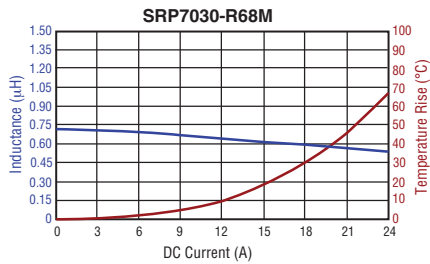
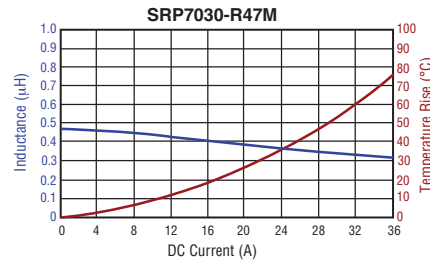
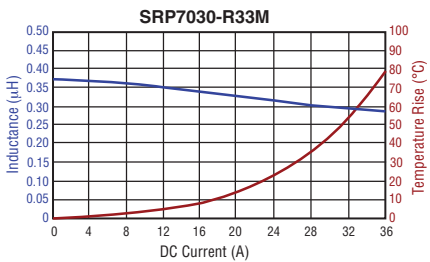
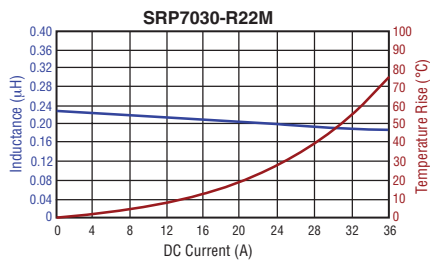
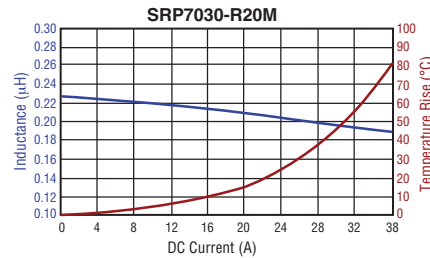
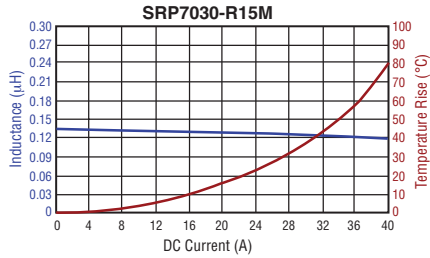
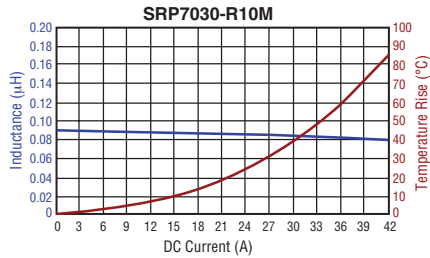
DIMENSIONS:  $\frac{\text{MM}}{\text{(INCHES)}}$

\*RoHS Directive 2002/95/EC Jan 27 2003 including Annex  
 Specifications are subject to change without notice.  
 Customers should verify actual device performance in their specific applications.

# SRP7030 Series - Shielded Power Inductors

**BOURNS®**

## L vs. I Charts

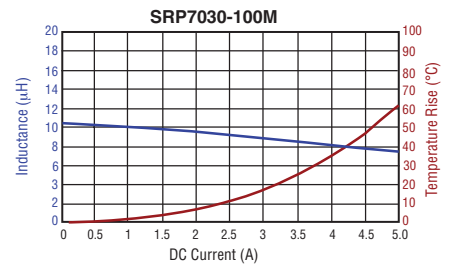
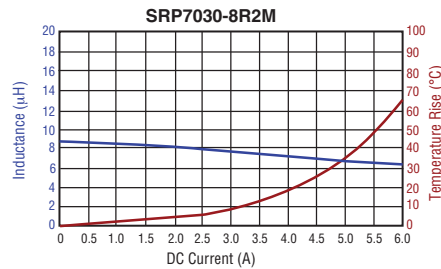
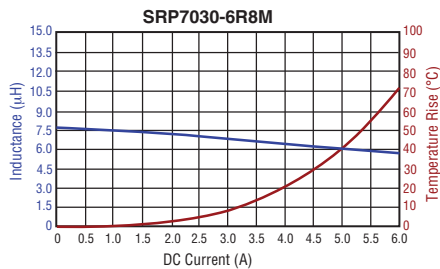
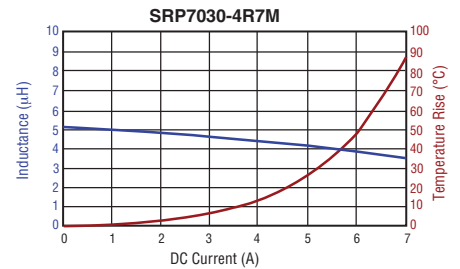
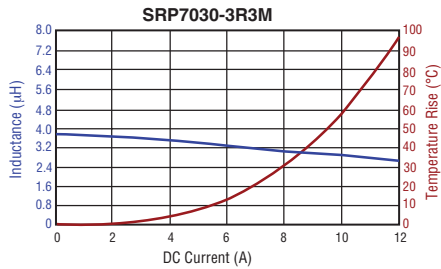
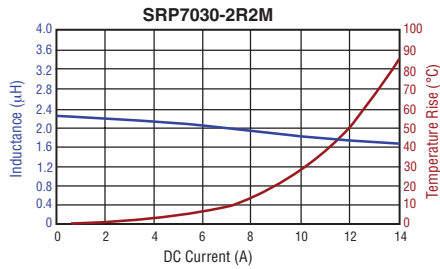


Specifications are subject to change without notice. Customers should verify actual device performance in their specific applications.

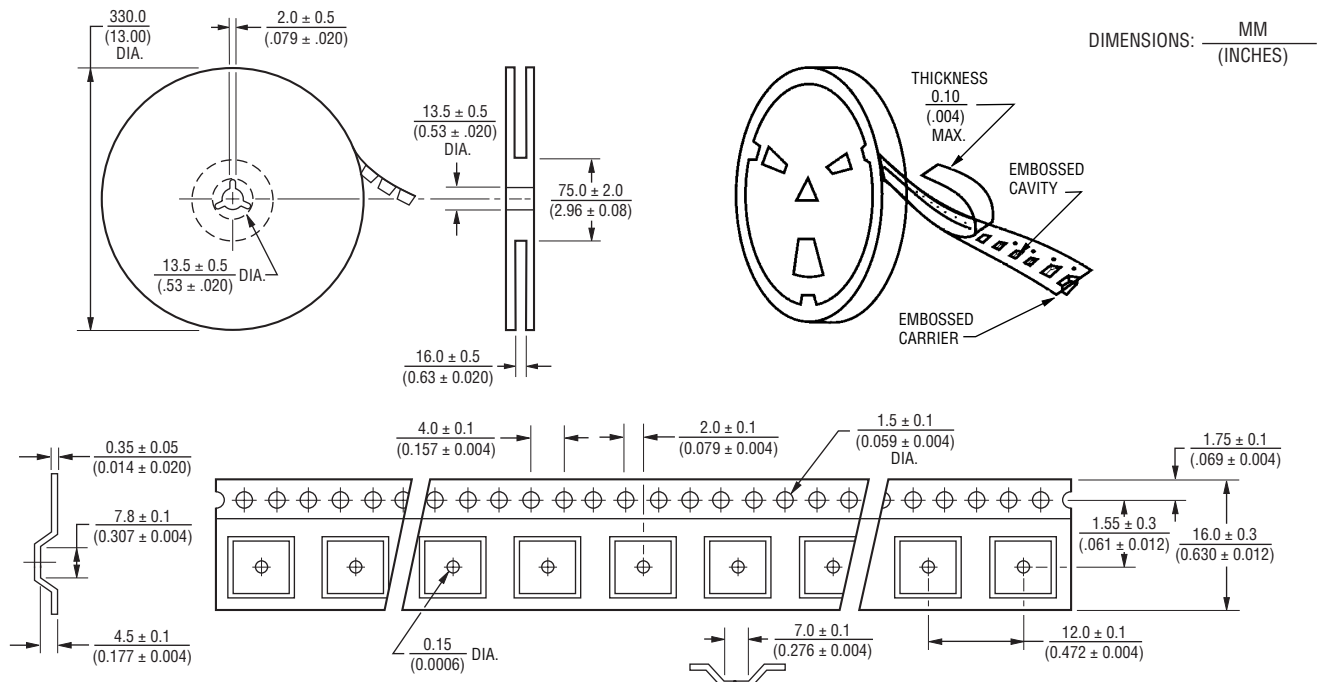
# SRP7030 Series - Shielded Power Inductors

**BOURNS®**

## L vs. I Charts



## Packaging Specifications



REV. 05/10

Specifications are subject to change without notice.  
Customers should verify actual device performance in their specific applications.