



FEATURES

- RoHS compliant
- 3.3μH to 330μH
- Surface mount
- J-STD-020C reflow
- Up to 5.20A I_{DC}
- UL94 V-0 package materials
- Compact size
- Toroidal construction minimizes EMI
- Pick & place compatible
- Backward compatible with Sn/Pb soldering systems

PRODUCT OVERVIEW

The 4000 series is a range of surface mount toroidal inductors designed for use in switching power supplies and DC/DC converters. The parts are ideal for applications requiring low profile compact components in a surface mount package.

SELECTION GUIDE

Order Code	Inductance (10kHz, 10mV _{AC})		Inductance Range (10kHz, 10mV _{AC})	DC Current ¹		DC Resistance	
	Nom.	μH		Min. - Max.	Max.	Max.	Max.
				A		mΩ	
403R3C	3.3		2.4-3.9	5.20		17	
404R7C	4.7		3.7-6.1	4.40		19	
406R8C	6.8		5.3-8.8	3.60		20	
40100C	10		7.2-12.0	3.00		23	
40150C	15		11.9-19.8	2.40		30	
40220C	22		16.2-27.0	2.10		35	
40330C	33		24.8-41.4	1.66		54	
40470C	47		35.3-58.9	1.42		79	
40680C	68		50.3-83.9	1.20		148	
40101C	100		74.4-124	0.94		177	
40151C	150		115-192	0.76		273	
40221C	220		165-275	0.67		405	
40331C	330		247-412	0.54		610	

ABSOLUTE MAXIMUM RATINGS

Operating free air temperature range	-40°C to 85°C
Storage temperature range	-40°C to 125°C

SOLDERING INFORMATION²

Peak reflow temperature	245°C
Pin finish	Pure tin dip

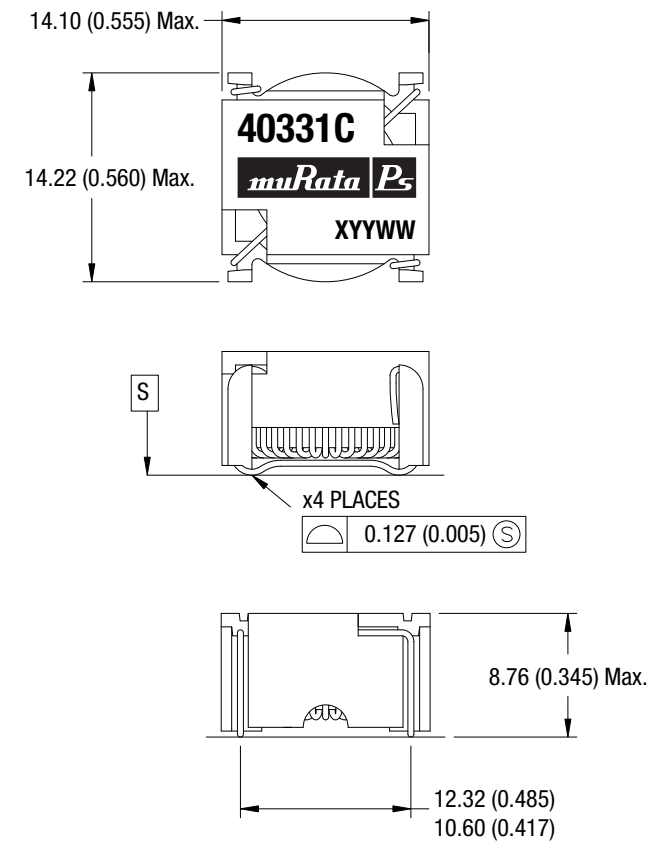
All specifications typical at T_a=25°C

- 1 Maximum DC current occurs when either the inductance falls to 75% of its nominal value or when its temperature rise reaches 40°C, whichever is sooner.
- 2 For further information, please visit www.murata-ps.com/rohs



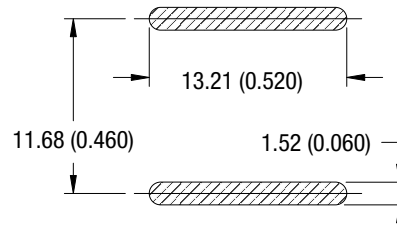
PACKAGE SPECIFICATIONS

MECHANICAL DIMENSIONS



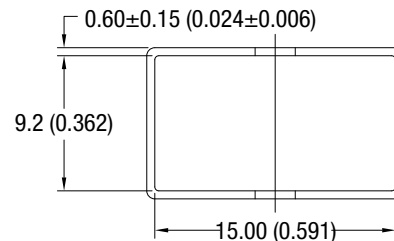
All dimensions in mm (inches).
Package weight 3.2g.

RECOMMENDED FOOTPRINT DETAILS



All dimensions in mm (inches).

TUBE OUTLINE DIMENSIONS



All dimensions in mm (inches).
Tube quantity: 30
Tube material: Antistatic coated clear PVC
Tube length: 475±2 [18.701±0.079]