



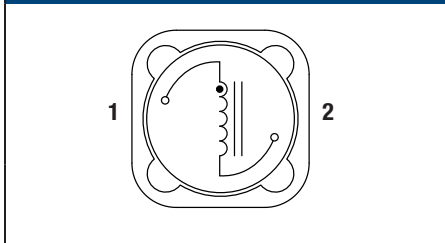
FEATURES

- RoHS compliant
- 1.0μH to 1.0mH
- Up to 10A I_{DC}
- Bobbin format
- Surface mount
- Integral EMI shield
- Compact size
- Tape and reel packaging
- UL 94V-0 materials
- J-STD-020-C reflow

DESCRIPTION

The 4700S series is a range of bobbin-wound, surface-mount inductors designed for use in switching power supply, and power line filter circuits. The parts are suitable for any application requiring a high saturation current in a low-profile package. The devices have an integral ferrite shield to reduce EMI.

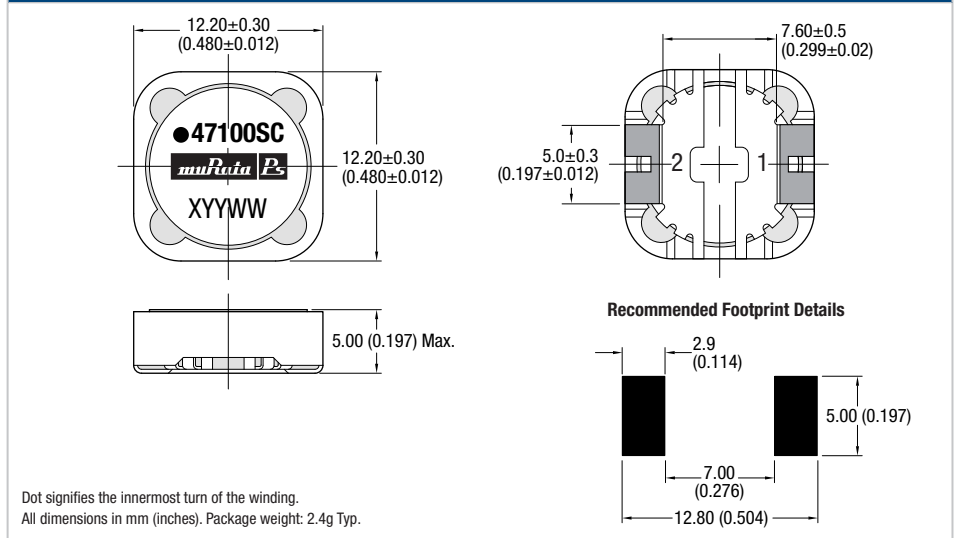
PIN CONNECTIONS (TOP VIEW)



SELECTION GUIDE

Order Code	Inductance (10kHz, 100mVAC) ±20%	DC Current ¹	DC Resistance	SRF	Q Factor	
	Nom. μH	Max. A	Max. mΩ	Typ. MHz	Typ. Q	
						@ f (MHz)
471R0SC	1.0 (±30%)	10.0	4.8	79	24	1
472R2SC	2.2 (±30%)	7.0	8.5	44	24	1
473R3SC	3.3 (±30%)	6.4	11.1	36	25	1
474R7SC	4.7 (±30%)	5.8	16.4	34	25	1
476R8SC	6.8 (±30%)	4.6	26.9	24	24	1
47100SC	10	3.8	32.3	22	22	1
47150SC	15	3.2	46.5	18	29	1
47220SC	22	2.7	62.9	14	29	1
47330SC	33	2.2	91.1	13	23	1
47470SC	47	1.9	168	11	23	1
47680SC	68	1.6	210	9	23	1
47101SC	100	1.3	267	8	20	0.8
47151SC	150	1.1	410	7	19	0.8
47221SC	220	0.8	629	6	20	0.8
47331SC	330	0.7	940	5	21	0.8
47471SC	470	0.58	1330	5	23	0.8
47681SC	680	0.48	1780	4	17	0.8
47102SC	1000	0.40	2540	4	17	0.8

MECHANICAL DIMENSIONS



ABSOLUTE MAXIMUM RATINGS

Operating free air temperature range	-40°C to 85°C
Storage temperature range	-40°C to 125°C

SOLDERING INFORMATION²

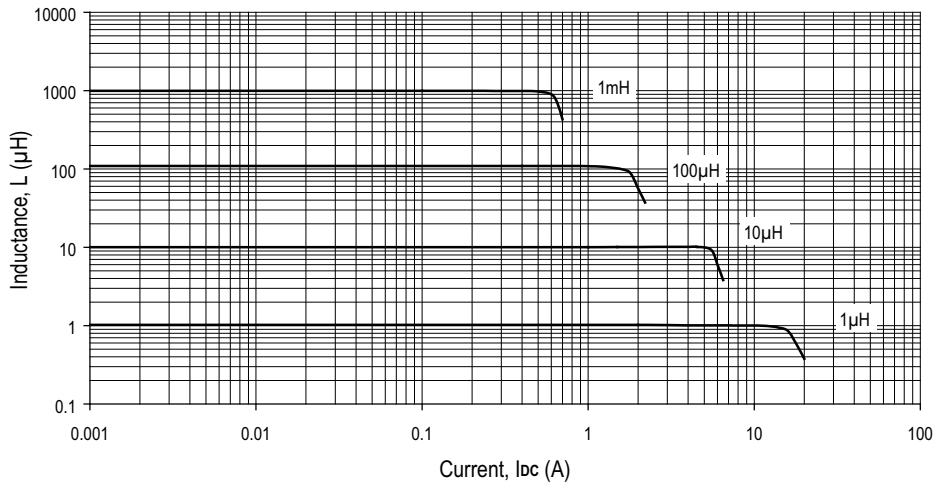
Peak reflow solder temperature	245°C
Pin finish	Tin

Specifications typical at T_a = 25°C

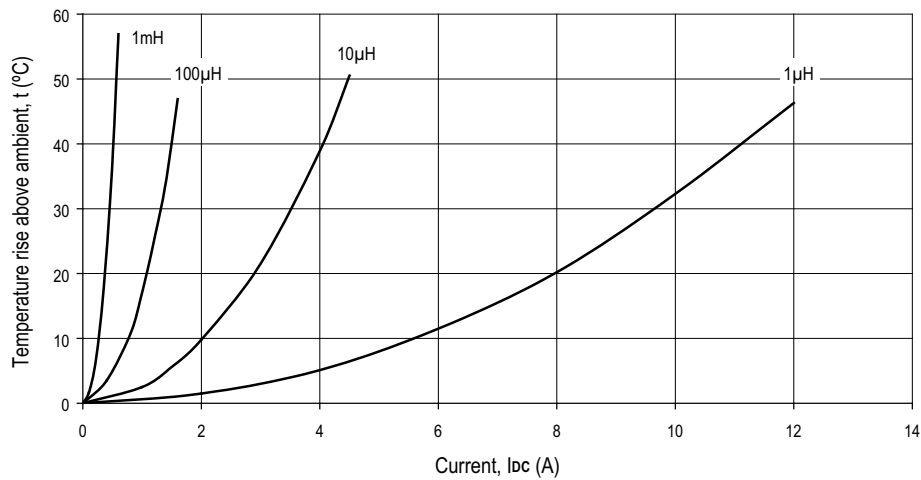
- 1 Maximum DC current occurs when either the inductance falls to 75% of its nominal value or when its temperature rise reaches 40°C, whichever is sooner.
- 2 For further information, please visit www.murata-ps.com/rohs



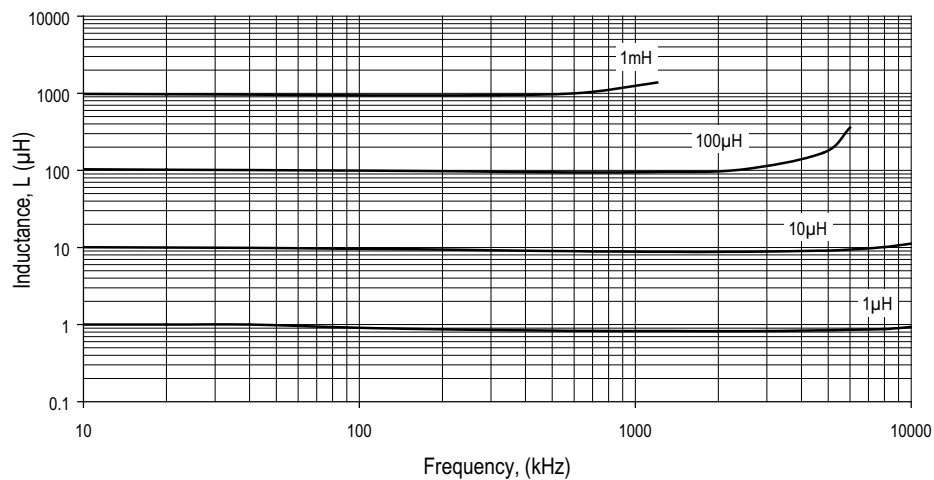
INDUCTANCE Vs CURRENT



TEMPERATURE Vs CURRENT

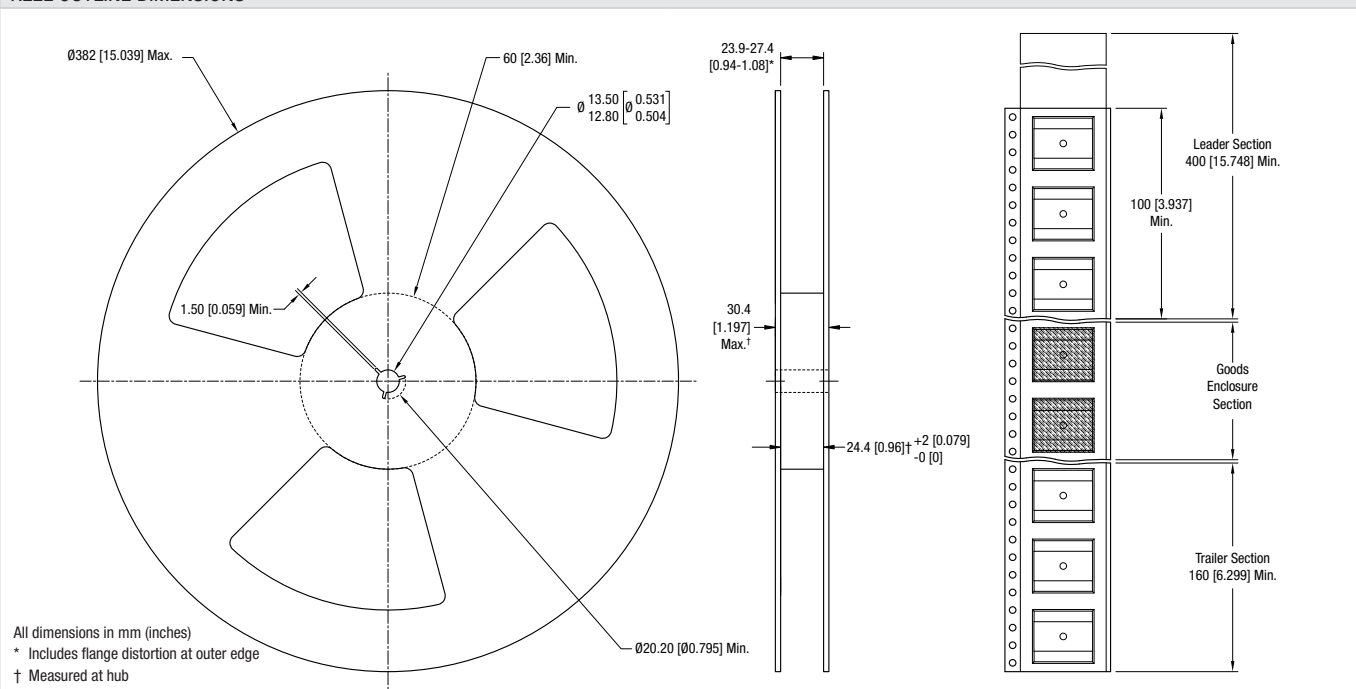


INDUCTANCE Vs FREQUENCY

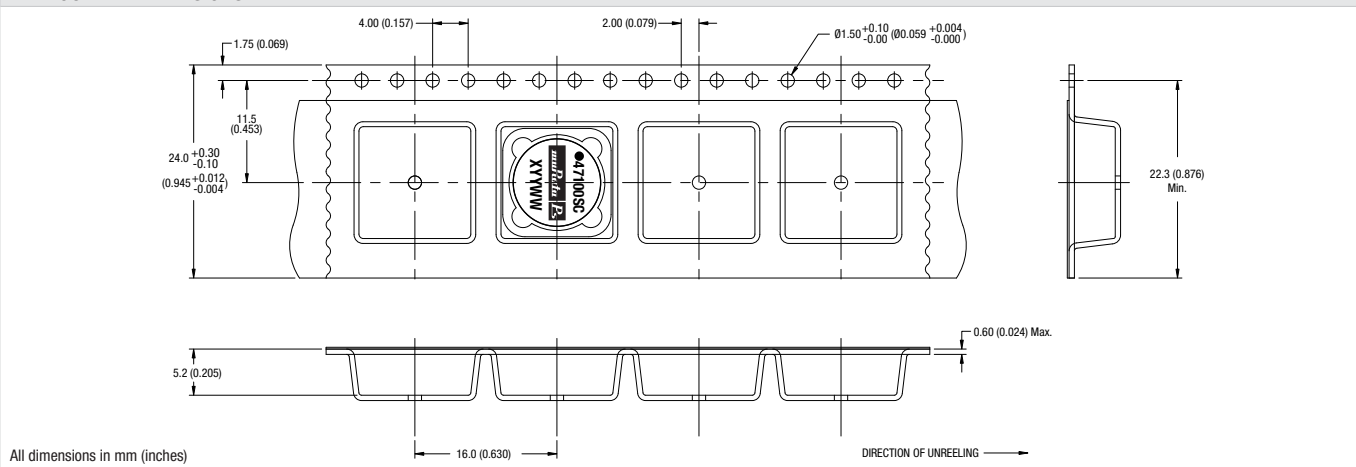


TAPE & REEL SPECIFICATIONS

REEL OUTLINE DIMENSIONS



TAPE OUTLINE DIMENSIONS



Murata Power Solutions, Inc.
 11 Cabot Boulevard, Mansfield, MA 02048-1151 U.S.A.
 Tel: (508) 339-3000 (800) 233-2765 Fax: (508) 339-6356
www.murata-ps.com email: sales@murata-ps.com ISO 9001 REGISTERED

Murata Power Solutions, Inc. makes no representation that the use of its products in the circuits described herein, or the use of other technical information contained herein, will not infringe upon existing or future patent rights. The descriptions contained herein do not imply the granting of licenses to make, use, or sell equipment constructed in accordance therewith. Specifications are subject to change without notice.
 © 2008 Murata Power Solutions, Inc.

- USA:** Mansfield (MA), Tel: (800) 233 2765, email: sales@murata-ps.com
- Canada:** Toronto, Tel: (866) 740 1232, email: toronto@murata-ps.com
- UK:** Milton Keynes, Tel: +44 (0)1908 615232, email: mk@murata-ps.com
- France:** Montigny Le Bretonneux, Tel: +33 (0)1 34 60 01 01, email: france@murata-ps.com
- Germany:** München, Tel: +49 (0)89-544334-0, email: ped.munich@murata-ps.com
- Japan:** Tokyo, Tel: 3-3779-1031, email: sales_tokyo@murata-ps.com
 Osaka, Tel: 6-6354-2025, email: sales_osaka@murata-ps.com
Website: www.murata-ps.jp
- China:** Shanghai, Tel: +86 215 027 3678, email: shanghai@murata-ps.com
 Guangzhou, Tel: +86 208 221 8066, email: guangzhou@murata-ps.com