

Features

- Shielded construction
- Unit height of 3.2 mm
- Inductance range: 0.1 μ H to 10 μ H
- Current up to 32.5 A
- Lead free
- RoHS compliant*

Applications

- Input/output of DC/DC converters
- Power supplies for:
 - Portable communications equipment
 - Camcorders
 - LCD TVs
 - Car audio systems

SRP7030 Series - Shielded Power Inductors

Electrical Specifications

Bourns Part No.	Inductance L (μ H) $\pm 20\%$	I rms (A)	I sat (A)	DCR (m Ω) max.
SRP7030-R10M	0.10	32.5	42	1.7
SRP7030-R15M	0.15	26.0	38	2.5
SRP7030-R20M	0.20	24.0	36	3.0
SRP7030-R22M	0.22	23.0	36	2.8
SRP7030-R33M	0.33	20.0	30	3.9
SRP7030-R47M	0.47	17.5	26	4.2
SRP7030-R68M	0.68	15.5	23	5.5
SRP7030-R72M	0.72	15.5	23	5.5
SRP7030-R82M	0.82	13.0	20	8.0
SRP7030-1R0M	1.0	11.0	15	10.0
SRP7030-1R5M	1.5	9.0	14	15.0
SRP7030-1R8M	1.8	8.5	13	17.0
SRP7030-2R2M	2.2	8.0	12	20.0
SRP7030-3R3M	3.3	6.0	10	30.0
SRP7030-4R7M	4.7	5.5	6.5	40.0
SRP7030-6R8M	6.8	4.5	6.0	60.0
SRP7030-8R2M	8.2	4.0	5.5	68.0
SRP7030-100M	10.0	3.0	4.5	85.0

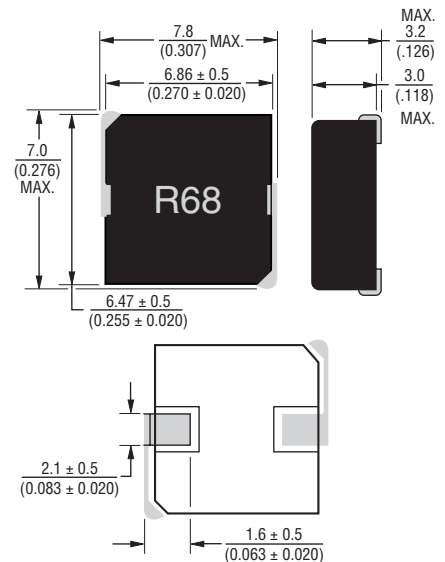
General Specifications

Test Voltage.....0.25 V
 Test Frequency100 KHz
 Reflow Soldering.....230 °C; 50 sec max.
 Operating Temperature ..-55 °C to +150 °C
 (Temperature rise included)
 Storage Temperature...-55 °C to +150 °C
 Resistance to Soldering Heat
+260 °C for 10 sec.

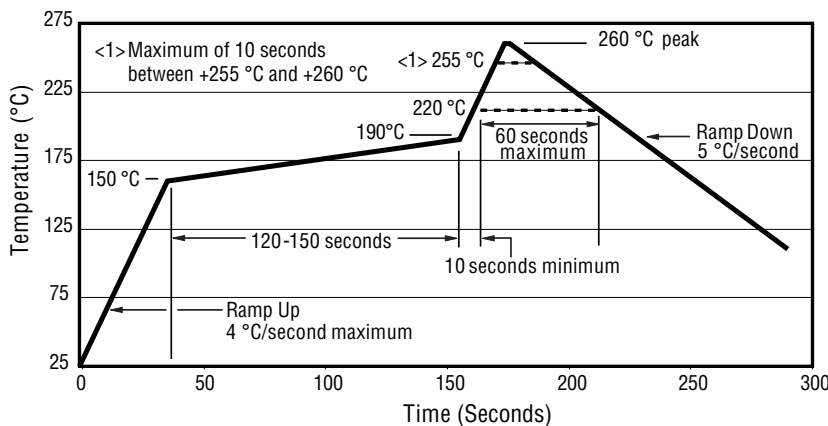
Materials

CoreIron
 WireEnamelled copper
 TerminalCu/Sn
 Rated CurrentInd. drops 20 % at I sat
 Temperature Rise.....40 °C at rated I rms
 Packaging1000 pcs. per 13-inch reel

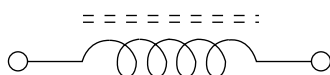
Product Dimensions



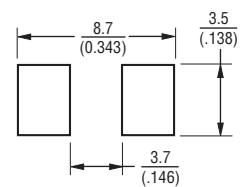
Soldering Profile



Electrical Schematic



Recommended Layout



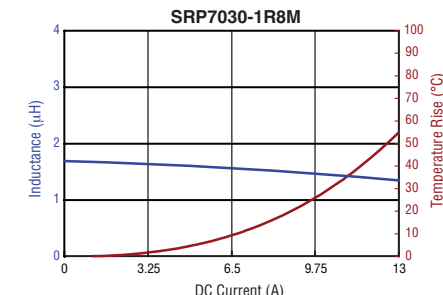
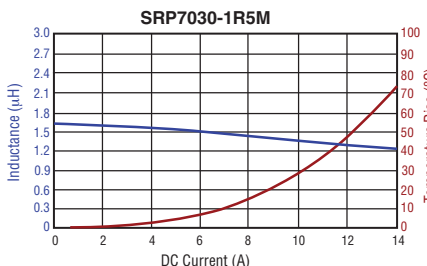
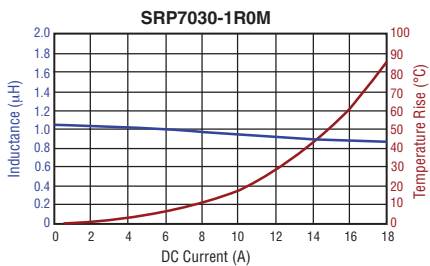
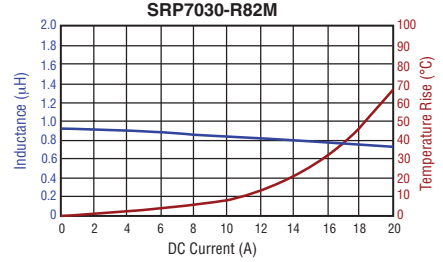
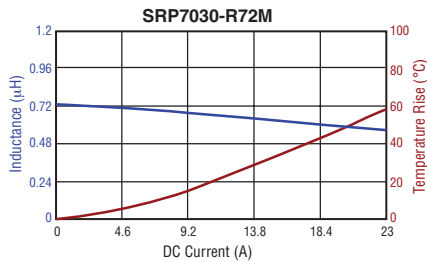
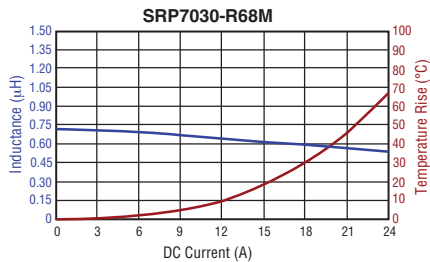
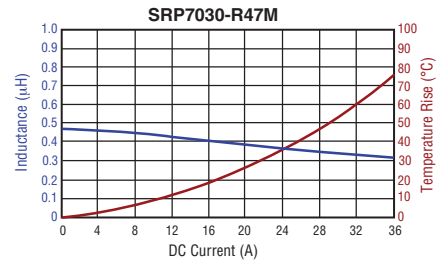
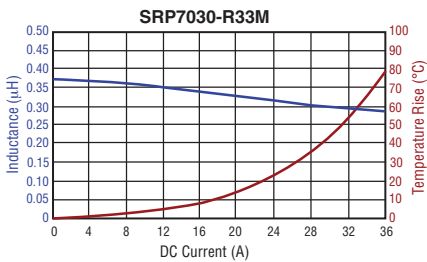
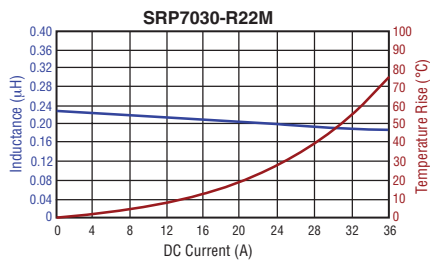
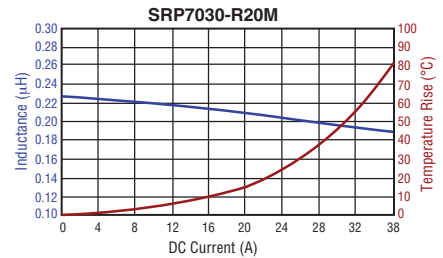
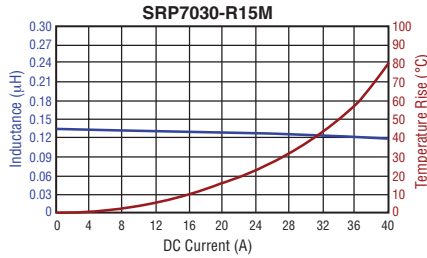
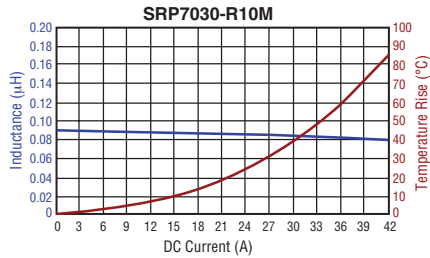
DIMENSIONS: $\frac{\text{MM}}{\text{(INCHES)}}$

*RoHS Directive 2002/95/EC Jan 27 2003 including Annex
 Specifications are subject to change without notice.
 Customers should verify actual device performance in their specific applications.

SRP7030 Series - Shielded Power Inductors

BOURNS®

L vs. I Charts

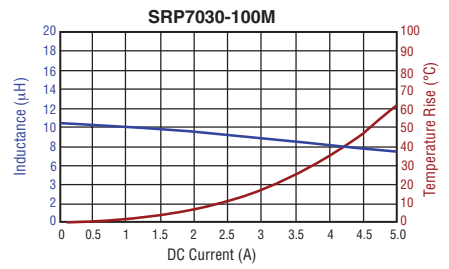
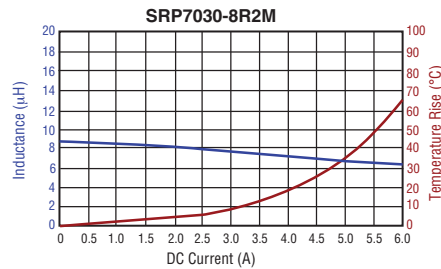
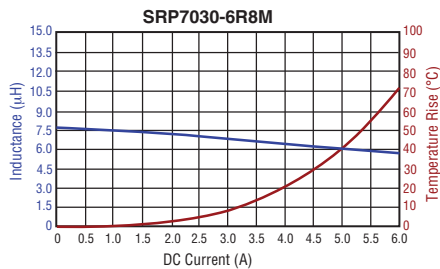
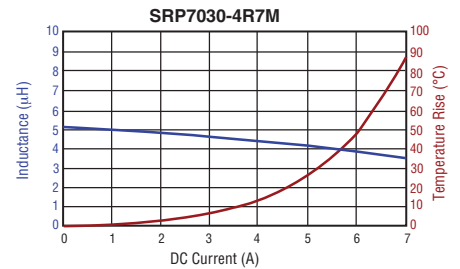
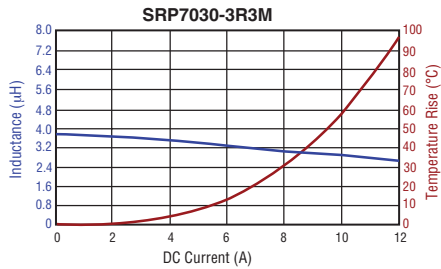
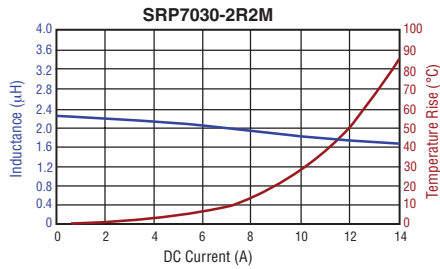


Specifications are subject to change without notice. Customers should verify actual device performance in their specific applications.

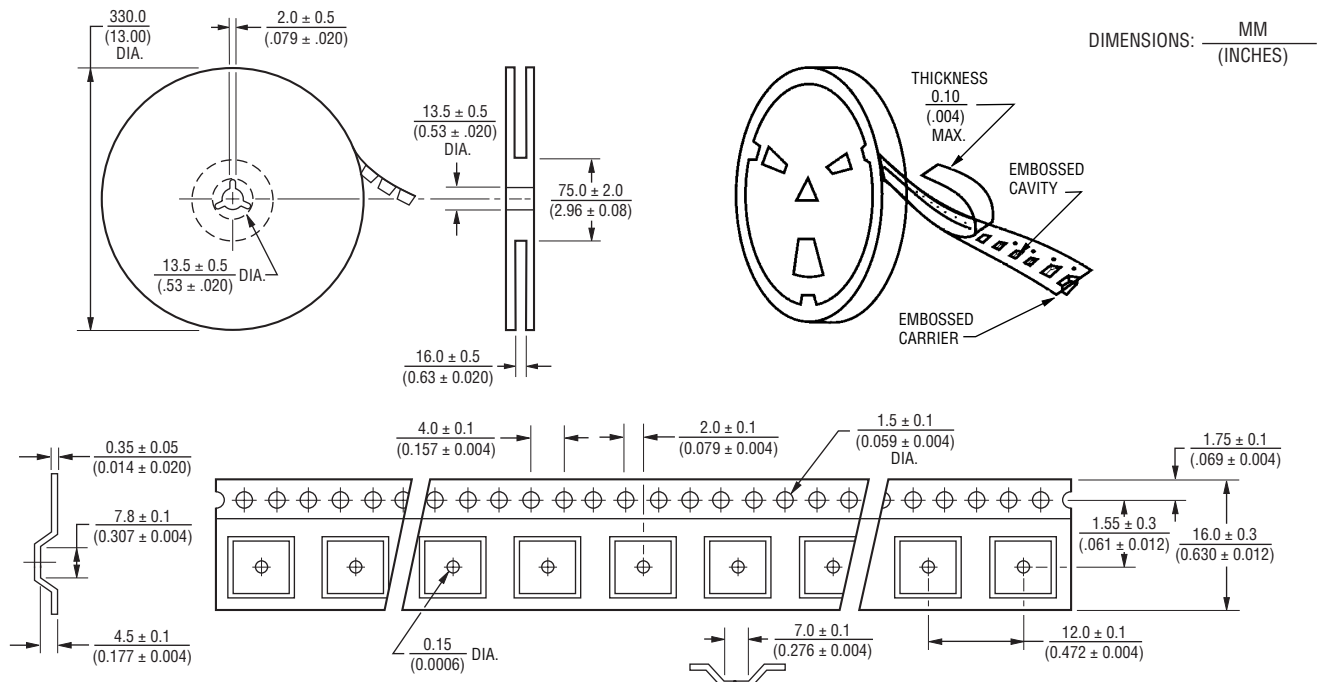
SRP7030 Series - Shielded Power Inductors

BOURNS®

L vs. I Charts



Packaging Specifications



REV. 05/10

Specifications are subject to change without notice.
Customers should verify actual device performance in their specific applications.