

CVPD-970 Model
9x14 mm SMD, 3.3V, LVPECL

Frequency Range:	622.08MHz to 670MHz
Frequency Stability:	±25ppm
Temperature Range:	0°C to 70°C
(Option X)	-40°C to 85°C
Storage:	-45°C to 90°C
Input Voltage:	3.3V ±0.3V
Control Voltage:	1.65V ±1.65V
Input Current:	80mA Max
Output:	Differential LVPECL
Symmetry:	49/51% Typ, 45/55% Max
Rise/Fall Time:	0.4ns Max @ 20% to 80% Vcc
Pullability APR:	±50ppm Min.
Linearity:	±10% Max
Load: Terminated to Vdd-2V	into 50 ohms
Logic "1" Level:	Vcc-0.96V Min, Vcc-0.81V Max
Logic "0" Level:	Vcc-1.85V Min, Vcc-1.65V Max
Disable Time:	100ns Max
Start-up Time:	2ms Typ., 10ms Max
Modulation BW:	>10kHz @ -3dB
Sub-harmonics:	-40dBc
Period Jitter: (20,000 periods)	<5ps RMS (1-sigma) Max
Phase Jitter: 12kHz~20MHz	<1ps RMS (1-sigma) Max,
50kHz~80MHz	<1ps RMS (1-sigma) Max,
Phase Noise Typical: 100Hz	-80 dBc/Hz
1kHz	-108 dBc/Hz
10kHz	-132 dBc/Hz
100kHz	-140 dBc/Hz
Aging:	<3ppm 1st/yr, <2ppm every year thereafter

Applications:

10 Gigabit Ethernet
OC48: Forward Error Correction
Broadband Networks
SONET/SDH/DWD
ATM
Network/switch
Telecom

Designed using FR5 PCB & HFF crystal technology to provide a Low Noise, Low Jitter Voltage Controlled Clock Oscillator solution at a competitive price.



Specifications subject to change without notice.

TD-030607 Rev. E
Page 1 of 2

Differential LVPECL VCXO



CVPD-970 Model
9x14 mm SMD, 3.3V, LVPECL

Crystek Part Number Guide

CVPD - 970 - X - 622.080

#1 #2 #3 #4

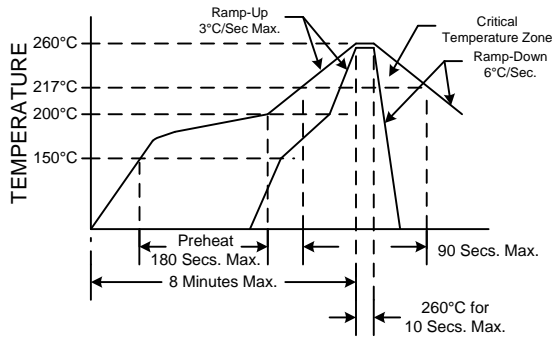
#1 Crystek 9x14 SMD PECL VCXO
#2 Model 970 = High Frequency 3.3V
#3 Temp. Range: Blank = 0/70°C, X=-40/85°C
#4 Frequency in MHz: 3 or 6 decimal places

Example:
CVPD-970X-622.080 = 3.3V, -40/85°C, 622.080 MHz

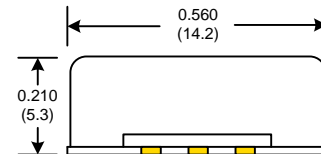
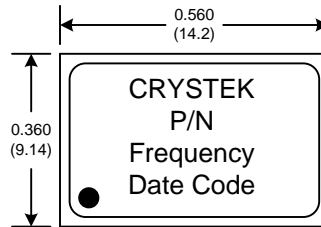
Standard Frequencies MHz

622.080	666.514300
625.000	669.128100
644.531300	669.326500

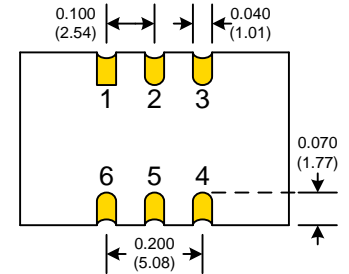
RECOMMENDED REFLOW SOLDERING PROFILE



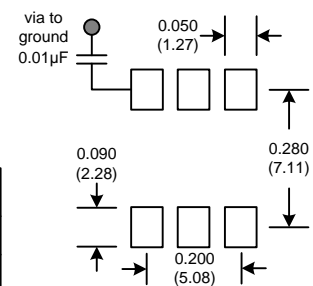
NOTE: Reflow Profile with 240°C peak also acceptable.



PIN	Function
1	Vcont
2	E/D
3	GND
4	OUT
5	COU
6	Vdd



SUGGESTED PAD LAYOUT



Enable/Disable Function	
Pin 2	Output pin
Open	Active
"0" level Vcc-1.620V Max	Active
"1" level Vcc-1.025V Min	Disabled
Disabled State: Pin 4 will assume a fixed level of logic "0" Pin 5 will assume a fixed level of logic "1"	

Mechanical:

Shock:
Solderability:
Vibration:
Solvent Resistance:
Resistance to Soldering Heat:

MIL-STD-883, Method 2002, Condition B
MIL-STD-883, Method 2003
MIL-STD-883, Method 2007, Condition A
MIL-STD-202, Method 215
MIL-STD-202, Method 210, Condition I or J

Environmental:

Thermal Shock:
Moisture Resistance:

MIL-STD-883, Method 1011, Condition A
MIL-STD-883, Method 1004

Packaging:

Tape/Reel:

100ea, 250ea, 500ea 24mm Tape

TD-030607 Rev. E

Page 2 of 2

Specifications subject to change without notice.