



## SAW Components

### SAW RF filter

Short range devices

<b>Series/type:</b>	<b>B3725</b>
<b>Ordering code:</b>	<b>B39871B3725U410</b>
Date:	January 19, 2009
Version:	2.0

© EPCOS AG 2009. Reproduction, publication and dissemination of this data sheet, enclosures hereto and the information contained therein without EPCOS' prior express consent is prohibited.



Data sheet



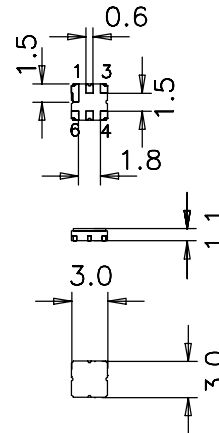
**Application**

- Low-loss RF filter for remote control receivers
- Unbalanced to unbalanced operation
- No matching network required for operation at 50 Ω
- Low amplitude ripple
- Usable passband 2 MHz



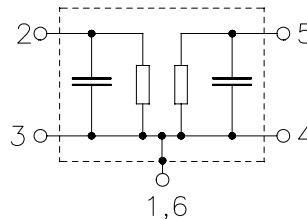
**Features**

- Package size 3 x 3 x 1.1 mm<sup>3</sup>
- Package code DCC6C
- RoHS compatible
- Approximate weight 0.037 g
- Package for **Surface Mount Technology (SMT)**
- Ni, gold-plated terminals
- Filter surface passivated
- **Electrostatic Sensitive Device (ESD)**



**Pin configuration**

- 2 Input
- 5 Output
- 1,3,4,6 Ground



Please read *cautions and warnings and important notes* at the end of this document.



**SAW Components**

**B3725**

**SAW RF filter**

**869.0 MHz**

Data sheet



**Characteristics**

Temperature range for specification:  $T = -20\text{ °C to }+70\text{ °C}$   
 Terminating source impedance:  $Z_S = 50\ \Omega$   
 Terminating load impedance:  $Z_L = 50\ \Omega$

				min.	typ. @ 25 °C	max.	
<b>Center frequency</b>	$f_C$			—	869.0	—	MHz
<b>Maximum insertion attenuation</b>	$\alpha_{max}$	868.0 ... 870.0	MHz	—	2.5	3.5	dB
<b>Amplitude ripple (p-p)</b>	$\Delta\alpha$	868.0 ... 870.0	MHz	—	0.3	1.3	dB
<b>Return loss (input / output)</b>		868.0 ... 870.0	MHz	10	20	—	dB
<b>Attenuation</b>	$\alpha$						
		10.0 ... 300.0	MHz	45	50	—	dB
		300.0 ... 845.0	MHz	40	45	—	dB
		845.0 ... 853.0	MHz	38	41	—	dB
		879.0 ... 883.0	MHz	20	30	—	dB
		883.0 ... 915.0	MHz	45	55	—	dB
		915.0 ... 945.0	MHz	40	45	—	dB
		945.0 ... 1200.0	MHz	45	55	—	dB
		1200.0 ... 2000.0	MHz	35	40	—	dB

Please read *cautions and warnings and important notes* at the end of this document.



**SAW Components**

**B3725**

**SAW RF filter**

**869.0 MHz**

Data sheet



**Characteristics**

Temperature range for specification:  $T = -40\text{ °C to }+85\text{ °C}$   
 Terminating source impedance:  $Z_S = 50\ \Omega$   
 Terminating load impedance:  $Z_L = 50\ \Omega$

		min.	typ. @ 25 °C	max.	
<b>Center frequency</b>	$f_C$	—	869.0	—	MHz
<b>Maximum insertion attenuation</b>	$\alpha_{max}$				
868.0 ... 870.0 MHz		—	2.5	4.0	dB
<b>Amplitude ripple (p-p)</b>	$\Delta\alpha$				
868.0 ... 870.0 MHz		—	0.3	1.7	dB
<b>Return loss (input / output)</b>					
868.0 ... 870.0 MHz		10	20	—	dB
<b>Attenuation</b>	$\alpha$				
10.0 ... 300.0 MHz		45	50	—	dB
300.0 ... 845.0 MHz		40	45	—	dB
845.0 ... 853.0 MHz		38	41	—	dB
879.0 ... 883.0 MHz		15	30	—	dB
883.0 ... 915.0 MHz		45	55	—	dB
915.0 ... 945.0 MHz		40	45	—	dB
945.0 ... 1200.0 MHz		45	55	—	dB
1200.0 ... 2000.0 MHz		35	40	—	dB

**Maximum ratings**

Operable temperature range	T	-45/+125	°C	
Storage temperature range	T <sub>stg</sub>	-45/+125	°C	
DC voltage	V <sub>DC</sub>	0	V	
Source power	P <sub>s</sub>	13	dBm	source impedance 50 Ω
Source power	P <sub>s</sub>	18	dBm	duty cycle 1:10,
868 MHz to 870 MHz				-40 °C to +85 °C

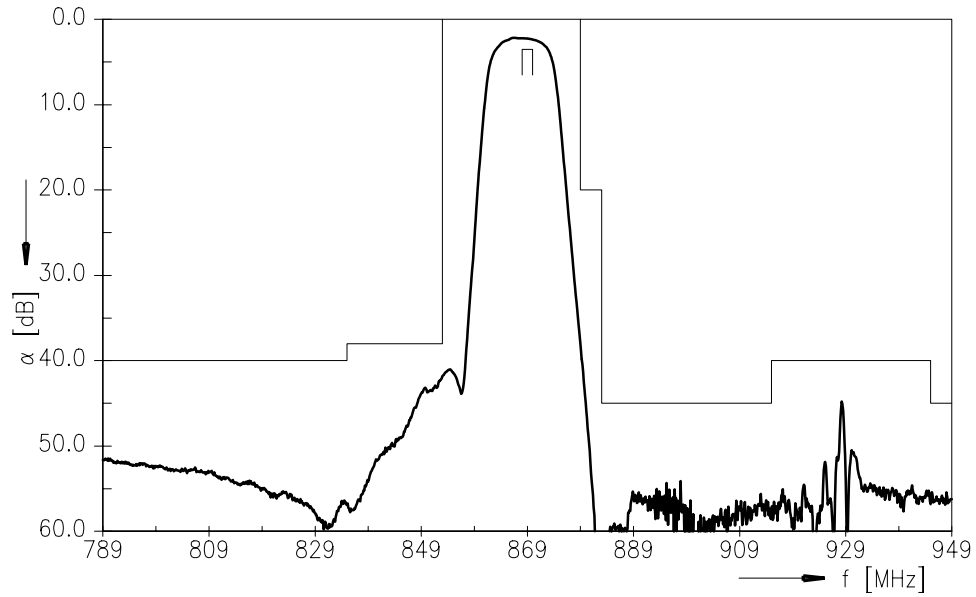
Please read *cautions and warnings and important notes* at the end of this document.



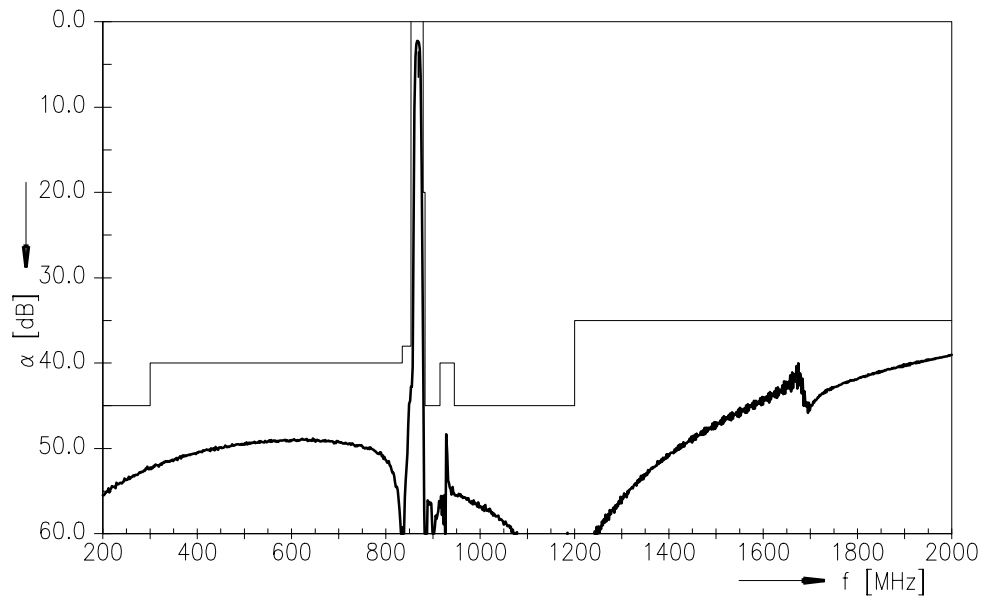
Data sheet



Transfer function



Transfer function (wide band)



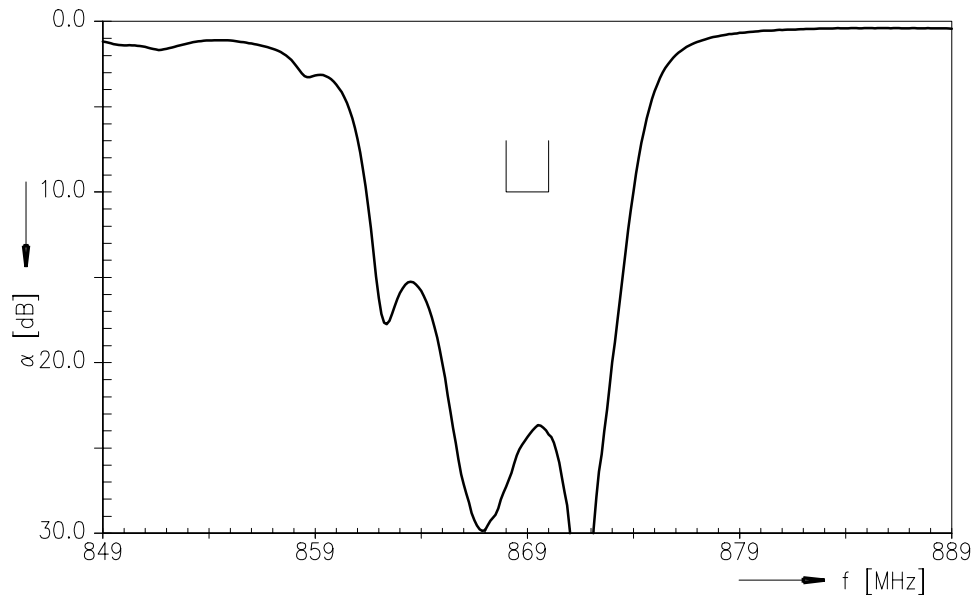
Please read *cautions and warnings and important notes* at the end of this document.



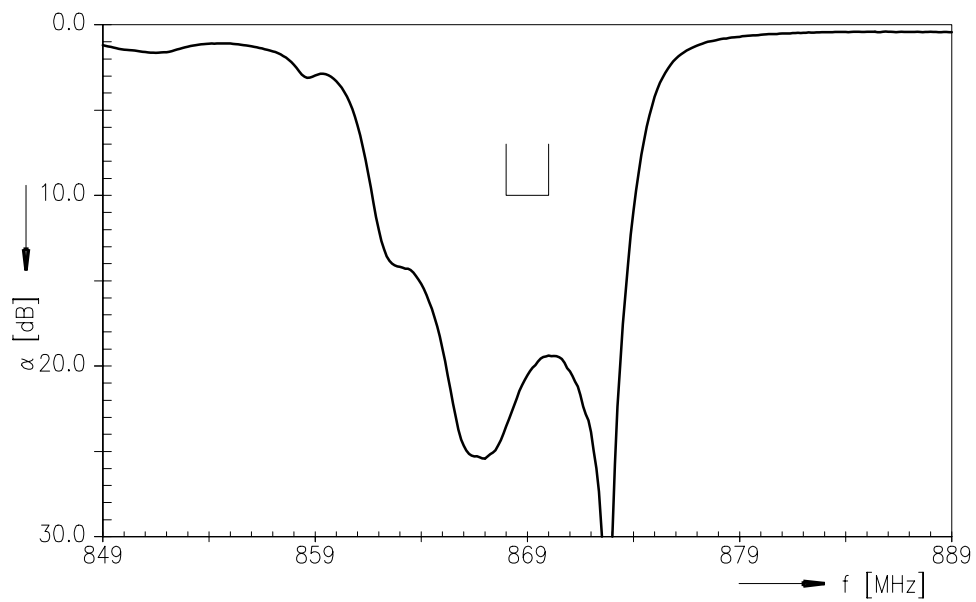
Data sheet



Input return loss



Output return loss



Please read *cautions and warnings and important notes* at the end of this document.



**SAW Components** **B3725**

**SAW RF filter** **869.0 MHz**

Data sheet



## References

<b>Type</b>	B3725
<b>Ordering code</b>	B39871B3725U410
<b>Marking and package</b>	C61157-A7-A67
<b>Packaging</b>	F61074-V8228-Z000
<b>Date codes</b>	L_1126
<b>S-parameters</b>	LT97B_NB.s2p LT97B_WB.s2p See file header for port/pin assignment table.
<b>Soldering profile</b>	S_6001
<b>RoHS compatible</b>	defined as compatible with the following documents: "DIRECTIVE 2002/95/EC OF THE EUROPEAN PARLIAMENT AND OF THE COUNCIL of 27 January 2003 on the restriction of the use of certain hazardous substances in electrical and electronic equipment. 2005/618/EC from April 18th, 2005, amending Directive 2002/95/EC of the European Parliament and of the Council for the purposes of establishing the maximum concentration values for certain hazardous substances in electrical and electronic equipment."

For further information please contact your local EPCOS sales office or visit our webpage at [www.epcos.com](http://www.epcos.com).

**Published by EPCOS AG**  
**Surface Acoustic Wave Components Division**  
**P.O. Box 80 17 09, 81617 Munich, GERMANY**

© EPCOS AG 2009. This brochure replaces the previous edition.

For questions on technology, prices and delivery please contact the Sales Offices of EPCOS AG or the international Representatives.

Due to technical requirements components may contain dangerous substances. For information on the type in question please also contact one of our Sales Offices.

Please read *cautions and warnings and important notes* at the end of this document.

7 January 19, 2009



## Important notes

The following applies to all products named in this publication:

1. Some parts of this publication contain **statements about the suitability of our products for certain areas of application**. These statements are based on our knowledge of typical requirements that are often placed on our products in the areas of application concerned. We nevertheless expressly point out **that such statements cannot be regarded as binding statements about the suitability of our products for a particular customer application**. As a rule, EPCOS is either unfamiliar with individual customer applications or less familiar with them than the customers themselves. For these reasons, it is always ultimately incumbent on the customer to check and decide whether an EPCOS product with the properties described in the product specification is suitable for use in a particular customer application.
2. We also point out that **in individual cases, a malfunction of electronic components or failure before the end of their usual service life cannot be completely ruled out in the current state of the art, even if they are operated as specified**. In customer applications requiring a very high level of operational safety and especially in customer applications in which the malfunction or failure of an electronic component could endanger human life or health (e.g. in accident prevention or life-saving systems), it must therefore be ensured by means of suitable design of the customer application or other action taken by the customer (e.g. installation of protective circuitry or redundancy) that no injury or damage is sustained by third parties in the event of malfunction or failure of an electronic component.
3. **The warnings, cautions and product-specific notes must be observed.**
4. In order to satisfy certain technical requirements, **some of the products described in this publication may contain substances subject to restrictions in certain jurisdictions (e.g. because they are classed as hazardous)**. Useful information on this will be found in our Material Data Sheets on the Internet ([www.epcos.com/material](http://www.epcos.com/material)). Should you have any more detailed questions, please contact our sales offices.
5. We constantly strive to improve our products. Consequently, **the products described in this publication may change from time to time**. The same is true of the corresponding product specifications. Please check therefore to what extent product descriptions and specifications contained in this publication are still applicable before or when you place an order. We also **reserve the right to discontinue production and delivery of products**. Consequently, we cannot guarantee that all products named in this publication will always be available. The aforementioned does not apply in the case of individual agreements deviating from the foregoing for customer-specific products.
6. Unless otherwise agreed in individual contracts, **all orders are subject to the current version of the "General Terms of Delivery for Products and Services in the Electrical Industry" published by the German Electrical and Electronics Industry Association (ZVEI)**.
7. The trade names EPCOS, BAOKE, Alu-X, CeraDiode, CSSP, CTVS, DSSP, MiniBlue, MKK, MLSC, MotorCap, PCC, PhaseCap, PhaseMod, SIFERRIT, SIFI, SIKOREL, SilverCap, SIMDAD, SIMID, SineFormer, SIOV, SIP5D, SIP5K, ThermoFuse, WindCap are **trademarks registered or pending** in Europe and in other countries. Further information will be found on the Internet at [www.epcos.com/trademarks](http://www.epcos.com/trademarks).