

3-line IPAD™, EMI filter including ESD protection

Features

- EMI symmetrical (I/O) low-pass filter
- high efficiency in EMI/ESD protection
- lead-free package
- very thin package
- high reliability offered by monolithic integration
- high reduction of parasitic elements through integration and wafer level packaging

Complies with the following standards

- IEC 61000-4-2 level 4:
 - ± 15 kV (air discharge)
 - ± 8 kV (contact discharge)
- IEC 61000-4-2 level 1:
 - ± 2 kV (air discharge)
 - ± 2 kV (contact discharge)

Applications

Where EMI filtering in ESD sensitive equipment is required:

- mobile phones and communication systems
- computers, printers and MCU Boards

Description

The EMIF03-SIM04F3 Flip Chip is a low capacitance EMI filter designed to suppress EMI/RFI noise in all systems subjected to electromagnetic interference.

This filter includes ESD protection circuitry, which prevents damage to the protected device when subjected to ESD surges up to 15 kV.

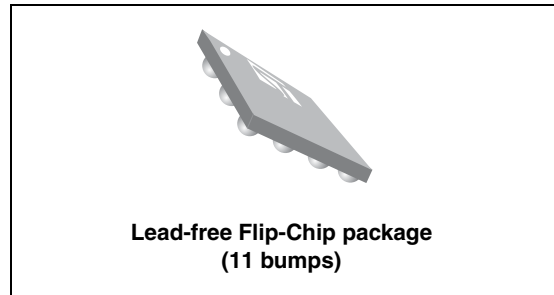


Figure 1. Pin configuration (bump side)

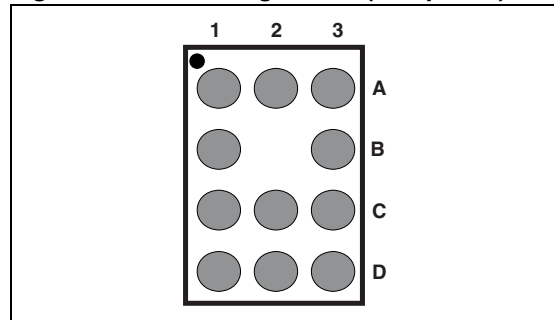
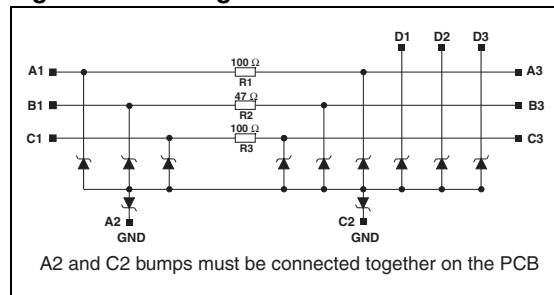


Figure 2. Configuration



™: IPAD is a trademark of STMicroelectronics.

1 Electrical characteristics

Table 1. Absolute maximum ratings ($T_{amb} = 25\text{ °C}$)

Symbol	Parameter	Value	Unit
V_{PP}	Internal pins (A1, B1, C1):		
	ESD discharge IEC 61000-4-2, level 1, air discharge	± 2	kV
	ESD discharge IEC 61000-4-2, level 1, contact discharge	± 2	
	External pins (A3, B3, C3, D1, D2 and D3):		
ESD discharge IEC 61000-4-2, level 4, air discharge	± 15		
	ESD discharge IEC 61000-4-2, level 4, contact discharge	± 15	
P_d	Line resistance power dissipation at 70 °C	60	mW
T_{op}	Operating temperature range	- 40 to + 85	$^{\circ}\text{C}$
T_{stg}	Storage temperature range	- 55 to 150	$^{\circ}\text{C}$

Figure 3. Electrical characteristics (definitions)

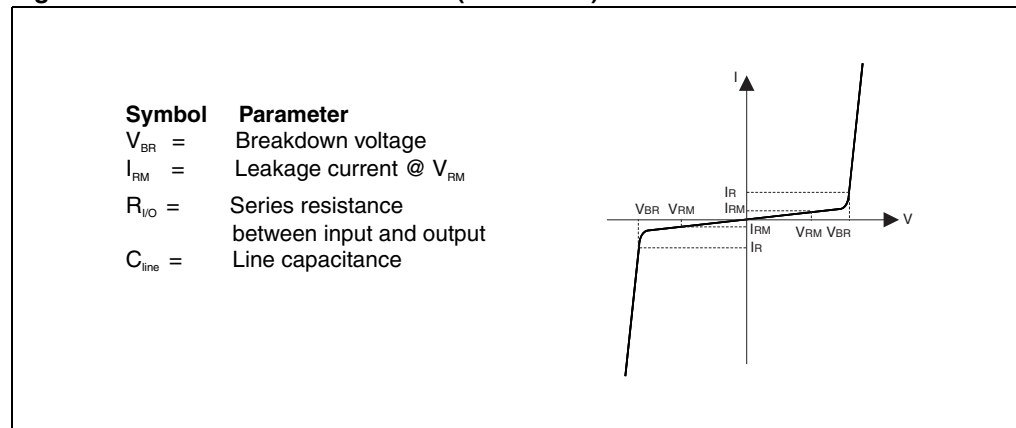


Table 2. Electrical characteristics ($T_{amb} = 25\text{ °C}$)

Symbol	Test conditions	Min.	Typ.	Max.	Unit
V_{BR}	$I_R = 1\text{ mA}$	6			V
I_{RM}	$V_{RM} = 3\text{ V per line}$		50	200	nA
R_1, R_3	Tolerance $\pm 20\%$	80	100	120	Ω
R_2	Tolerance $\pm 20\%$	37.6	47	56.4	Ω
C_{line}	$V_{line} = 0\text{ V}, V_{osc} = 30\text{ mV}, F = 1\text{ MHz}$ (measured under zero light conditions) ⁽¹⁾	8	10	12	pF

1. A2 and C2 bumps must be connected together on the printed circuit board

Figure 4. S21 (dB) attenuation measurement B3 - B1

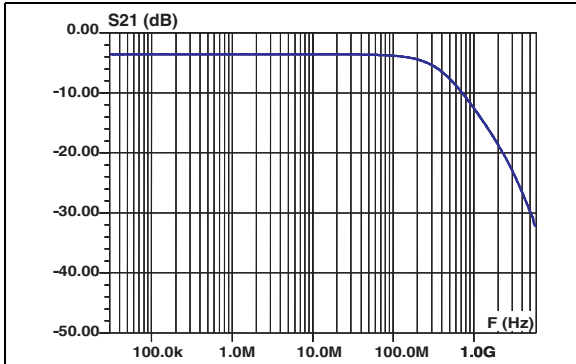


Figure 5. S21 (dB) analog crosstalk measurements C3 - A1

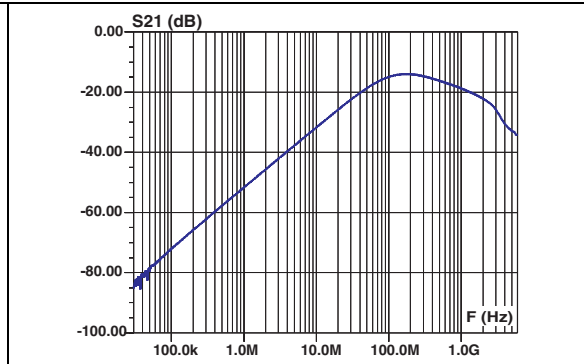


Figure 6. ESD response to IEC 61000-4-2 (+15 kV air discharge) on one line

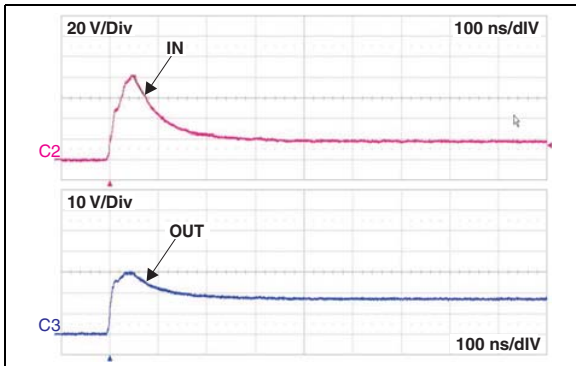


Figure 7. ESD response to IEC 61000-4-2 (-15 kV air discharge) on one line

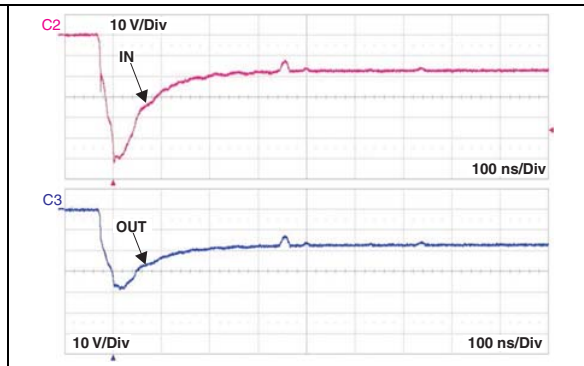
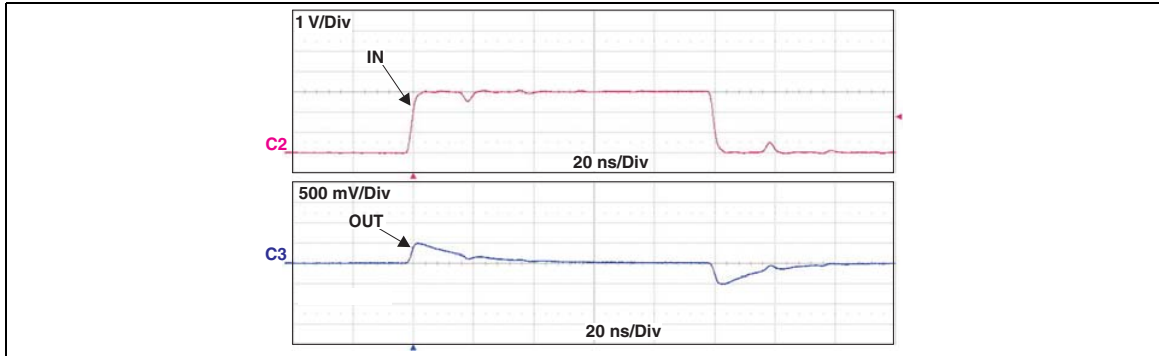
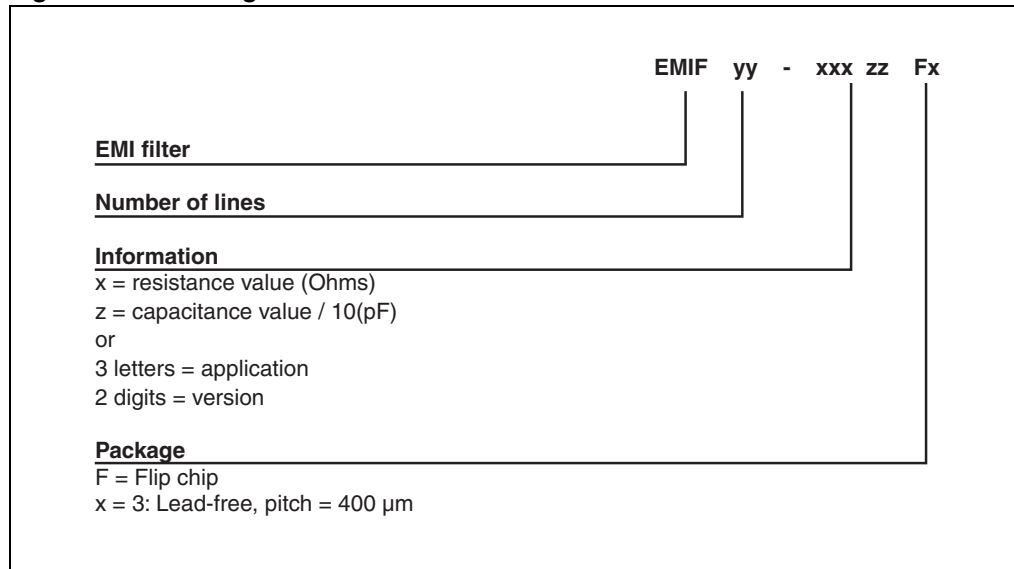


Figure 8. Digital crosstalk measurement



2 Ordering information scheme

Figure 9. Ordering information scheme



4 Ordering information

Table 3. Ordering information

Order code	Marking	Package	Weight	Base qty	Delivery mode
EMIF03-SIM04F3	Jl	Flip Chip	1.74 mg	5000	Tape and reel 7"

Note: More information is available in the application notes:
AN2348: "STMicroelectronics 400 micro-metre Flip Chip: package description and recommendation for use"
AN1751: "EMI filters: recommendations and measurements"

5 Revision history

Table 4. Document revision history

Date	Revision	Changes
03-May-2010	1	Initial release.
12-Oct-2010	2	Updated value I_{RM} in Table 2 .

Please Read Carefully:

Information in this document is provided solely in connection with ST products. STMicroelectronics NV and its subsidiaries ("ST") reserve the right to make changes, corrections, modifications or improvements, to this document, and the products and services described herein at any time, without notice.

All ST products are sold pursuant to ST's terms and conditions of sale.

Purchasers are solely responsible for the choice, selection and use of the ST products and services described herein, and ST assumes no liability whatsoever relating to the choice, selection or use of the ST products and services described herein.

No license, express or implied, by estoppel or otherwise, to any intellectual property rights is granted under this document. If any part of this document refers to any third party products or services it shall not be deemed a license grant by ST for the use of such third party products or services, or any intellectual property contained therein or considered as a warranty covering the use in any manner whatsoever of such third party products or services or any intellectual property contained therein.

UNLESS OTHERWISE SET FORTH IN ST'S TERMS AND CONDITIONS OF SALE ST DISCLAIMS ANY EXPRESS OR IMPLIED WARRANTY WITH RESPECT TO THE USE AND/OR SALE OF ST PRODUCTS INCLUDING WITHOUT LIMITATION IMPLIED WARRANTIES OF MERCHANTABILITY, FITNESS FOR A PARTICULAR PURPOSE (AND THEIR EQUIVALENTS UNDER THE LAWS OF ANY JURISDICTION), OR INFRINGEMENT OF ANY PATENT, COPYRIGHT OR OTHER INTELLECTUAL PROPERTY RIGHT.

UNLESS EXPRESSLY APPROVED IN WRITING BY AN AUTHORIZED ST REPRESENTATIVE, ST PRODUCTS ARE NOT RECOMMENDED, AUTHORIZED OR WARRANTED FOR USE IN MILITARY, AIR CRAFT, SPACE, LIFE SAVING, OR LIFE SUSTAINING APPLICATIONS, NOR IN PRODUCTS OR SYSTEMS WHERE FAILURE OR MALFUNCTION MAY RESULT IN PERSONAL INJURY, DEATH, OR SEVERE PROPERTY OR ENVIRONMENTAL DAMAGE. ST PRODUCTS WHICH ARE NOT SPECIFIED AS "AUTOMOTIVE GRADE" MAY ONLY BE USED IN AUTOMOTIVE APPLICATIONS AT USER'S OWN RISK.

Resale of ST products with provisions different from the statements and/or technical features set forth in this document shall immediately void any warranty granted by ST for the ST product or service described herein and shall not create or extend in any manner whatsoever, any liability of ST.

ST and the ST logo are trademarks or registered trademarks of ST in various countries.

Information in this document supersedes and replaces all information previously supplied.

The ST logo is a registered trademark of STMicroelectronics. All other names are the property of their respective owners.

© 2010 STMicroelectronics - All rights reserved

STMicroelectronics group of companies

Australia - Belgium - Brazil - Canada - China - Czech Republic - Finland - France - Germany - Hong Kong - India - Israel - Italy - Japan - Malaysia - Malta - Morocco - Philippines - Singapore - Spain - Sweden - Switzerland - United Kingdom - United States of America

www.st.com

