


PLASTIC FILM CAPACITORS

AP Metallized Polypropylene Film Capacitor series (Tape-wrapped Axial Type for High Frequency Applications)



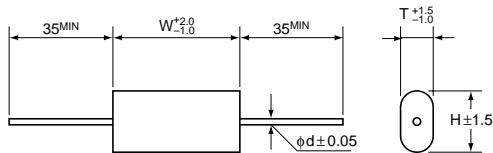
- Non-inductive construction, with axial lead wires.
- Superior performance in high frequency circuit and charging / discharging circuit due to excellent characteristics of metallized polypropylene film dielectric.
- Highly reliable with self-healing property.
- Tape-wrapped and epoxy endfilled at both leads for superior mechanical strength and humidity resistance.
- Some A.C. applications may cause capacitor failure, over heating of the capacitors and / or discharge may be the result. Please contact us about details for A.C. application.
- Compliant to the RoHS directive (2002/95/EC).



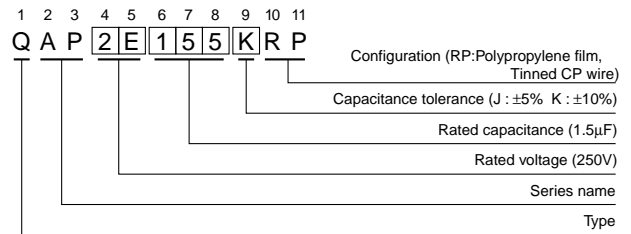
Specifications

Item	Performance Characteristics
Category Temperature Range	-40 to +85°C
Rated Voltage	250, 400, 630VDC
Rated Capacitance Range	0.15 to 10μF
Capacitance Tolerance	±5% (J), ±10% (K)
Dielectric Loss Tangent	0.1% or less (at 1kHz 20°C)
Insulation Resistance	C ≤ 0.33μF : 30000 MΩ or more C > 0.33μF : 10000 ΩF or more
Withstand Voltage	Between Terminals : Rated Voltage × 175%, 1 to 5 secs. Between Terminals and Coverage : Rated Voltage × 200%, 1 to 5 secs.
Encapsulation	Adhesive polyester film, resin

Drawing



Type numbering system (Example : 250V 1.5μF)



Dimensions

Unit : mm

Cap.(μF)	V(Code) Code	Size	250VDC (2E)				400VDC (2G)				630VDC (2J)			
			T	W	H	d	T	W	H	d	T	W	H	d
0.15	154									4.8	28.0	11.4	0.8	
0.22	224									5.6	28.0	13.8	0.8	
0.33	334					6.1	28.0	12.7	0.8	7.4	28.0	15.6	0.8	
0.47	474	4.3	28.0	10.9	0.8	7.7	28.0	14.2	0.8	7.8	33.0	15.9	0.8	
0.68	684	5.0	28.0	13.2	0.8	9.0	28.0	17.2	0.8	9.9	33.0	18.1	0.8	
1.0	105	6.5	28.0	14.7	0.8	9.7	33.0	17.9	0.8	10.4	38.0	20.1	1.0	
1.5	155	8.6	28.0	16.7	0.8	11.9	33.0	21.6	0.8	12.0	44.0	21.7	1.0	
2.2	225	9.3	33.0	17.5	0.8	13.3	38.0	22.7	1.0	15.3	44.0	25.0	1.0	
3.3	335	11.4	33.0	21.1	0.8	15.4	44.0	25.1	1.0	17.9	50.0	27.6	1.0	
4.7	475	12.6	38.0	22.3	1.0	17.5	50.0	27.2	1.0					
6.8	685	14.3	44.0	24.0	1.0									
10.0	106	16.6	50.0	26.3	1.0									