

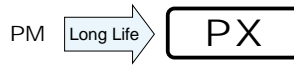


PX Long Life Assurance
series



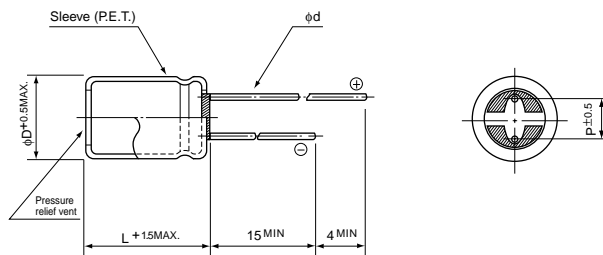
- Load life of 20000 hours at 105°C.
- Compliant to the RoHS directive (2002/95/EC).



Specifications

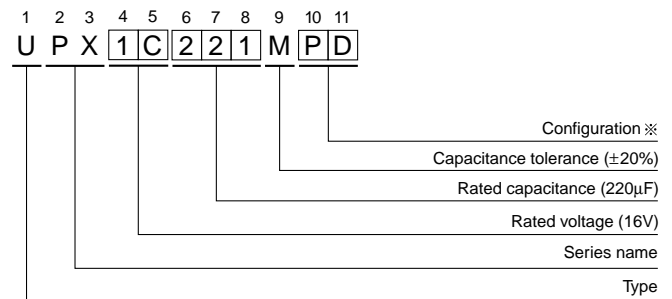
Item	Performance Characteristics					
Category Temperature Range	-55 to +105°C					
Rated Voltage Range	10 to 35V					
Rated Capacitance Range	1 to 4700µF					
Capacitance Tolerance	±20% (120Hz, 20°C)					
Leakage Current	After 1 minute's application of rated voltage, leakage current is not more than 0.03CV or 4 (mA), whichever is greater.					
Tangent of loss angle (tan δ)	Rated voltage (V)	10	16	25	35	Measurement frequency : 120Hz Temperature : 20°C
	tan δ (MAX)	0.20	0.16	0.14	0.12	
	For capacitance of more than 1000µF, add 0.02 for every increase of 1000µF.					
Stability at Low Temperature	Rated voltage (V)	10	16	25	35	Measurement frequency : 120Hz
	Impedance ratio (MAX.)	Z-25°C / Z+20°C	3	2	2	
		Z-40°C / Z+20°C	4	4	4	4
Endurance	The specifications listed at right shall be met when the capacitors are restored to 20°C after D.C. bias plus rated ripple current is applied for 20000 hours at 105°C, the peak voltage shall not exceed the rated voltage.					
	Capacitance change	Within ±30% of the initial capacitance value				
	tan δ	300% or less than the initial specified value				
Shelf Life	After storing the capacitors under no load at 105°C for 1000 hours and then performing voltage treatment based on JIS C 5101-4 clause 4.1 at 20°C, they shall meet the specified values for the endurance characteristics listed above.					
	Marking					
Marking	Printed with white color letter on dark brown sleeve.					

Radial Lead Type



	(mm)			
φD	10	12.5	16	18
P	5.0	5.0	7.5	7.5
φd	0.6	0.6	0.8	0.8

Type numbering system (Example : 16V 220µF)



※ Configuration

φ D	Pb-free leadwire Pb-free PET sleeve
10	PD
12.5 to 18	HD

- Please refer to page 20 about the end seal configuration.

Please refer to page 20, 21, 22 about the formed or taped product spec.
Please refer to page 4 for the minimum order quantity.

- Dimension table in next page.

■ Dimensions

Cap. (μ F)	V (Code)	Item Code	10 (1A)		16 (1C)		25 (1E)		35 (1V)	
			Case size ϕ D \times L (mm)	Rated ripple (mArms) 105°C / 100kHz	Case size ϕ D \times L (mm)	Rated ripple (mArms) 105°C / 100kHz	Case size ϕ D \times L (mm)	Rated ripple (mArms) 105°C / 100kHz	Case size ϕ D \times L (mm)	Rated ripple (mArms) 105°C / 100kHz
1		010							10 \times 12.5	59
2.2		2R2							10 \times 12.5	84
3.3		3R3							10 \times 12.5	101
4.7		4R7							10 \times 12.5	143
10		100							10 \times 12.5	294
22		220							10 \times 12.5	336
33		330							10 \times 12.5	378
47		470							10 \times 12.5	420
100		101					10 \times 12.5	420	10 \times 20	672
220		221			10 \times 16	504	12.5 \times 20	840	12.5 \times 25	1008
330		331	10 \times 16	504	10 \times 20	672	12.5 \times 25	1008	16 \times 25	1344
470		471	10 \times 20	672	12.5 \times 20	1008	16 \times 25	1344	16 \times 31.5	1680
1000		102	12.5 \times 25	1008	16 \times 25	1344	16 \times 31.5	1680	18 \times 40	2184
2200		222	16 \times 31.5	1680	18 \times 35.5	2016				
3300		332	18 \times 35.5	2016	18 \times 40	2184				
4700		472	18 \times 40	2184						

• Frequency coefficient of rated ripple current

Frequency	120Hz	1kHz	10kHz	100kHz or more
Coefficient	0.75	0.80	0.90	1.00