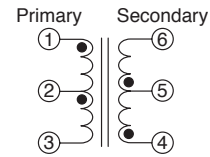
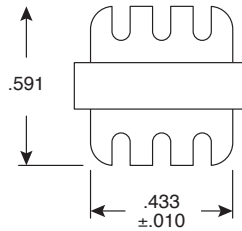
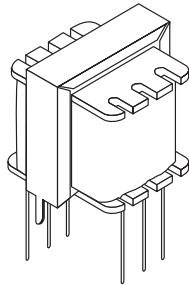
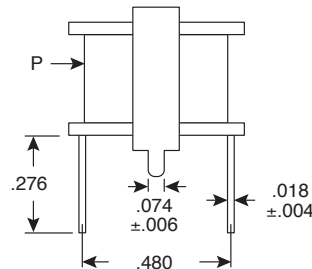
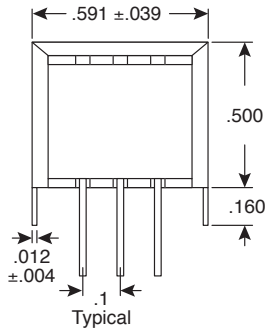




42TL Series Transformers



Circuit Diagram



■ SPECIFICATIONS

- Core type/size: EI-14
- Impedance variation: ±10% @ 1KHz
- D.C. resistance tolerance: ±15%
- Insulation: >10MΩ @ 100VDC
- Breakdown voltage: 100VAC HIPOT for 1 minute
- Maximum output: 75mW
- Frequency response: ±3dB, 300Hz-3.4KHz @ 1KHz 0dB
- Waxing: vacuum treatment
- Other: can be water washed with water temperature @ <20°C.
- PC leads are soft metal wire and can be adjusted to fit a variety of applications.
- RoHS Compliant

Mouser Stock No.	Impedance (Ω)		Resistance (Ω)		Turns	
	Pri.	Sec.	Pri.	Sec.	Pri.	Sec.
42TL001-RC	500	8	35	1.0	500	60
42TL003-RC	1.2K	8	80	1.0	810	80
42TL004-RC	200	8	12	1.0	400	60
42TL008-RC	800	8	40	1.0	510	60
42TL012-RC	10K	5K	900	500	2500	1700
42TL013-RC	1K	8	60	1.0	756	60
42TL016-RC	600	600	65	55	680	680
42TL017-RC	20K	600	693	66	2840	320
42TL018-RC	7K	10K	400	385	1720	1460
42TL019-RC	10K	600	450	100	2000	390
42TL021-RC	4K	600	148	64	1320	440
42TL022-RC	1.5K	600	125	55	930	540
42TL023-RC	300	600	30	35	400	530
42TL024-RC	10K	500	530	136	2300	490
42TL025-RC	17K	1K	693	146	2800	460
42TL026-RC	500	16	43	1.9	540	96
42TL027-RC	1K	2K	130	140	920	470
42TL030-RC	100	100	10.9	9.10	250	250
42TL218-RC	10K	10K	715	583	1840	1840
42TL002-RC	10K	2K	500	200	2100	600
42TL006-RC	20K	1K	600	110	2700	410
42TL009-RC	500	500	40	38	510	490
42TL011-RC	1.5K	500	120	55	940	520
42TL020-RC	600	900	36	50	520	600
42TL031-RC	600	100	42.8	20.2	630	254

