


# DFB2505 - DFB25100

## Glass Passivated Bridge Rectifiers

### Features

- UL certificate # E326243
- Glass passivated junction
- Ideal for printed circuit board
- Reliable low cost construction
- Plastic material has Underwriters Laboratory Flammability Classification 94V-0
- Surge overload rating to 350 amperes peak
- High case dielectric strength of 2500 V<sub>RMS</sub>
- Isolated voltage from case to lead over 2500 volts



TS-6P

### Absolute Maximum Ratings\* T<sub>A</sub> = 25°C unless otherwise noted

Symbol	Parameter	Value							Units
		DFB25 05***	DFB25 10***	DFB25 20***	DFB25 40	DFB25 60	DFB25 80***	DFB25 100***	
V <sub>RRM</sub>	Maximum Recurrent Peak Reverse Voltage	50	100	200	400	600	800	1000	V
V <sub>RMS</sub>	Maximum RMS Voltage	35	70	140	280	420	560	700	V
V <sub>DC</sub>	Maximum DC Blocking Voltage	50	100	200	400	600	800	1000	V
I <sub>(AV)</sub>	Maximum Average Forward Rectified Current	25							A
I <sub>FSM</sub>	Peak Forward Surge Current (8.3mS Single Half-wave)	350							A
R <sub>θJC</sub>	Typical Thermal Resistance**	6							°C/W
T <sub>J</sub>	Operating Temperature Range	-55 to +150							°C
T <sub>STG</sub>	Storage Temperature Range	-55 to +150							°C

\* Single phase, half wave, 60Hz, resistive or inductive load. For capacitive load, derate current by 20%

\*\* Device mounted on 4" x 6" x 0.25" Al-plate heat sink.

\*\*\* In development. Please contact Fairchild Semiconductor for more information.

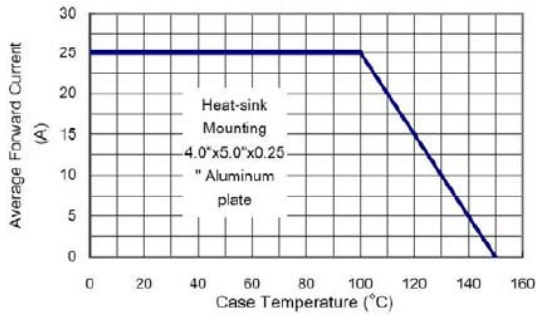
### Electrical Characteristics T<sub>A</sub> = 25°C unless otherwise specified

Symbol	Parameter	Test condition	Value	Unit
V <sub>F</sub>	Maximum Instantaneous Forward Voltage	@ 12.5A @ 25A	1.0 1.1	V
I <sub>R</sub>	Maximum DC Reverse Current at Rated DC Blocking Voltage	@ T <sub>A</sub> = 25°C @ T <sub>A</sub> = 125°C	10 500	μA
I <sup>2</sup> t	Rating for fusing (t < 8.3mS)		508	A <sup>2</sup> S
C <sub>j</sub>	Typical Junction Capacitance per leg*		110	pF

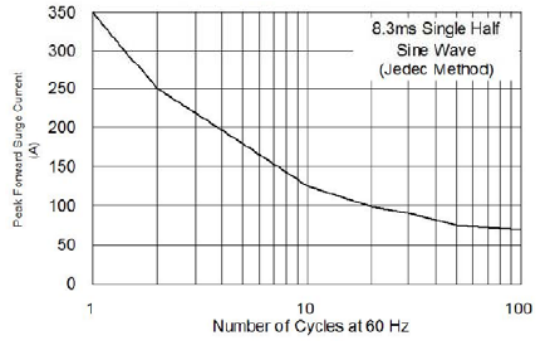
\* Measured at 1MHz and applied Reverse bias of 4.0V DC.

## Typical Performance Characteristics

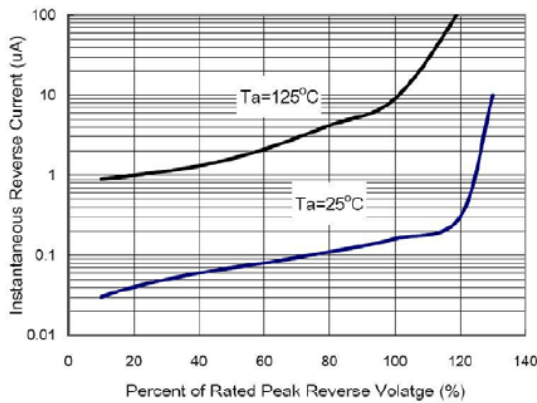
**Figure 1. Maximum Derating Curve for Output Current**



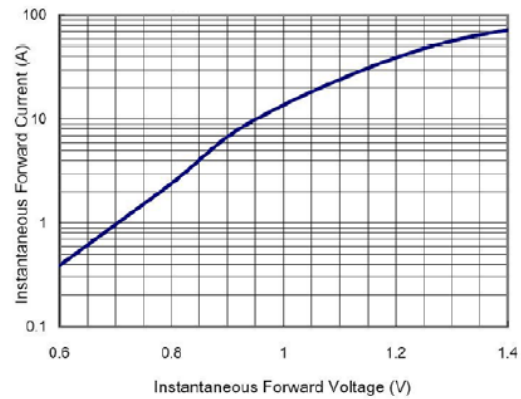
**Figure 2. Maximum Forward Surge Current**



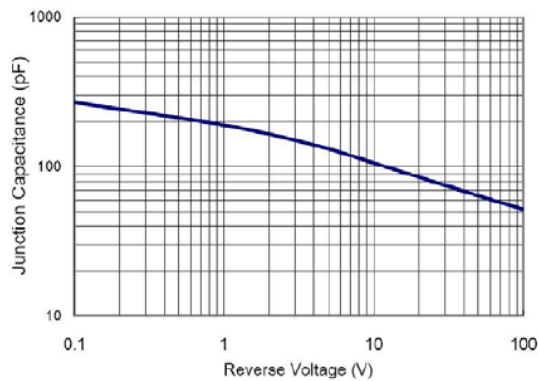
**Figure 3. Typical Reverse Characteristics per Leg**



**Figure 4. Typical Forward Characteristics per Leg**

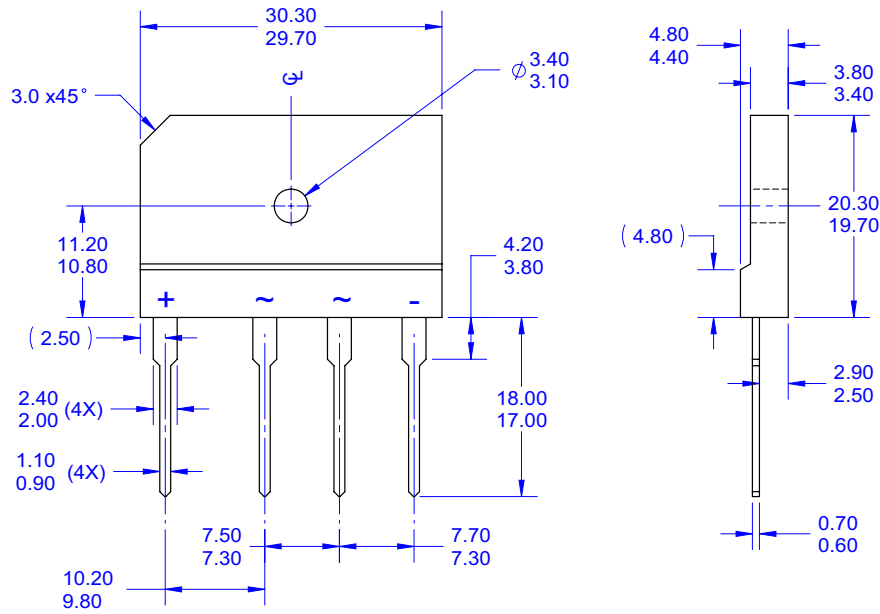


**Figure 5. Typical Junction Capacitance**



Physical Dimensions

TS-6P



NOTES:





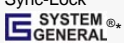
- A. THIS PACKAGE DOES NOT CONFORM TO ANY STANDARDS.
- B. ALL DIMENSIONS ARE IN MILLIMETERS.
- C. DIMENSIONS ARE EXCLUSIVE OF BURRS, MOLD FLASH AND TIE BAR PROTRUSIONS.
- D. DRAWING FILE NAME: TS6P04AREV1

Dimensions in Millimeters



**TRADEMARKS**

The following includes registered and unregistered trademarks and service marks, owned by Fairchild Semiconductor and/or its global subsidiaries, and is not intended to be an exhaustive list of all such trademarks.

- |  |  |   |   |
|--|--|---|---|
| AccuPower™   | F-PFS™   | Power-SPM™  | The Power Franchise®  |
| Auto-SPM™  | FRFET®   | PowerTrench®  | The Right Technology for Your Success™  |
| AX-CAP™*   | Global Power Resource™   | PowerXS™  | the <b>power</b> franchise  |
| Build it Now™  | Green FPS™   | Programmable Active Droop™  | TinyBoost™  |
| CorePLUS™  | Green FPS™ e-Series™   | QFET®   | TinyBuck™   |
| CorePOWER™   | Gmax™  | QS™   | TinyCalc™   |
| CROSSVOL™  | GTO™   | Quiet Series™   | TinyLogic®  |
| CTL™   | IntelliMAX™  | RapidConfigure™   | TINYOPTO™   |
| Current Transfer Logic™  | ISOPLANAR™   |  Saving our world, 1mW/W/kW at a time™ | TinyPower™  |
| DEUXPEED®  | MegaBuck™  | SignalWise™   | TinyPWM™  |
| Dual Cool™   | MICROCOUPLER™  | SmartMax™   | TinyWire™   |
| EcoSPARK®  | MicroFET™  | SMART START™  | TriFault Detect™  |
| EfficientMax™  | MicroPak™  | SPM®  | TRUECURRENT®*   |
| ESBC™  | MicroPak2™   | STEALTH™  | µSerDes™  |
|  Fairchild® | MillerDrive™   | SuperFET®   |  SerDes® |
| Fairchild Semiconductor®   | MotionMax™   | SuperSOT™-3   | UHC®  |
| FACT Quiet Series™   | Motion-SPM™  | SuperSOT™-6   | Ultra FRFET™  |
| FACT®  | mWSaver™   | SuperSOT™-8   | UniFET™   |
| FAST®  | OptoHit™   | SupreMOS®   | VCX™  |
| FastvCore™   | OPTOLOGIC®   | SyncFET™  | VisualMax™  |
| FETBench™  | OPTOPLANAR®  | Sync-Lock™  | XS™   |
| FlashWriter®*  |  PDP SPM™ |  SYSTEM GENERAL®*                      |   |
| FPS™   |  |   |   |

\* Trademarks of System General Corporation, used under license by Fairchild Semiconductor.

**DISCLAIMER**

FAIRCHILD SEMICONDUCTOR RESERVES THE RIGHT TO MAKE CHANGES WITHOUT FURTHER NOTICE TO ANY PRODUCTS HEREIN TO IMPROVE RELIABILITY, FUNCTION, OR DESIGN. FAIRCHILD DOES NOT ASSUME ANY LIABILITY ARISING OUT OF THE APPLICATION OR USE OF ANY PRODUCT OR CIRCUIT DESCRIBED HEREIN; NEITHER DOES IT CONVEY ANY LICENSE UNDER ITS PATENT RIGHTS, NOR THE RIGHTS OF OTHERS. THESE SPECIFICATIONS DO NOT EXPAND THE TERMS OF FAIRCHILD'S WORLDWIDE TERMS AND CONDITIONS, SPECIFICALLY THE WARRANTY THEREIN, WHICH COVERS THESE PRODUCTS.

**LIFE SUPPORT POLICY**

FAIRCHILD'S PRODUCTS ARE NOT AUTHORIZED FOR USE AS CRITICAL COMPONENTS IN LIFE SUPPORT DEVICES OR SYSTEMS WITHOUT THE EXPRESS WRITTEN APPROVAL OF FAIRCHILD SEMICONDUCTOR CORPORATION.

As used herein:

- Life support devices or systems are devices or systems which, (a) are intended for surgical implant into the body or (b) support or sustain life, and (c) whose failure to perform when properly used in accordance with instructions for use provided in the labeling, can be reasonably expected to result in a significant injury of the user.
- A critical component in any component of a life support, device, or system whose failure to perform can be reasonably expected to cause the failure of the life support device or system, or to affect its safety or effectiveness.

**ANTI-COUNTERFEITING POLICY**

Fairchild Semiconductor Corporation's Anti-Counterfeiting Policy. Fairchild's Anti-Counterfeiting Policy is also stated on our external website, [www.fairchildsemi.com](http://www.fairchildsemi.com), under Sales Support.

Counterfeiting of semiconductor parts is a growing problem in the industry. All manufacturers of semiconductor products are experiencing counterfeiting of their parts. Customers who inadvertently purchase counterfeit parts experience many problems such as loss of brand reputation, substandard performance, failed applications, and increased cost of production and manufacturing delays. Fairchild is taking strong measures to protect ourselves and our customers from the proliferation of counterfeit parts. Fairchild strongly encourages customers to purchase Fairchild parts either directly from Fairchild or from Authorized Fairchild Distributors who are listed by country on our web page cited above. Products customers buy either from Fairchild directly or from Authorized Fairchild Distributors are genuine parts, have full traceability, meet Fairchild's quality standards for handling and storage and provide access to Fairchild's full range of up-to-date technical and product information. Fairchild and our Authorized Distributors will stand behind all warranties and will appropriately address any warranty issues that may arise. Fairchild will not provide any warranty coverage or other assistance for parts bought from Unauthorized Sources. Fairchild is committed to combat this global problem and encourage our customers to do their part in stopping this practice by buying direct or from authorized distributors.

**PRODUCT STATUS DEFINITIONS**

**Definition of Terms**

Datasheet Identification	Product Status	Definition
Advance Information	Formative / In Design	Datasheet contains the design specifications for product development. Specifications may change in any manner without notice.
Preliminary	First Production	Datasheet contains preliminary data; supplementary data will be published at a later date. Fairchild Semiconductor reserves the right to make changes at any time without notice to improve design.
No Identification Needed	Full Production	Datasheet contains final specifications. Fairchild Semiconductor reserves the right to make changes at any time without notice to improve the design.
Obsolete	Not In Production	Datasheet contains specifications on a product that is discontinued by Fairchild Semiconductor. The datasheet is for reference information only.