

Surface Mount Fuse, 7.4 x 3.1 mm, Quick-Acting F, 125 VAC, 125 VDC




UL 248-14 · 125 VAC · 125 VDC · Quick-Acting F

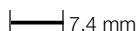
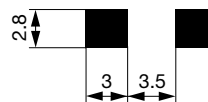
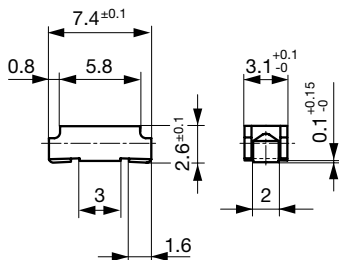
**Description**

- Directly solderable on printed circuit boards

Standards- UL 248-14
- CSA C22.2 no. 248.14**Approvals**- UL File Number: E41599
- CSA File Number: 51172**References**[Packaging Details](#)Corresponding Fuseholder [OMH 125](#)Assembled Fuseholder [OMK 125](#)Fuse Kit [Fuse Kit OMF](#)**Weblinks**[General Product Information](#), [Approvals](#), [RoHS](#), [CHINA-RoHS](#), [e-Store](#), [SCHURTER-Stock-Check](#), [Distributor-Stock-Check](#)**Technical Data**

| | |
|------------------------------|--|
| Rated Voltage | 125 VAC, 125 VDC |
| Rated Current | 0.063 - 10A |
| Breaking Capacity | 100A |
| Characteristic | Quick-Acting F |
| Mounting | PCB,SMT |
| Admissible Ambient Air Temp. | -55 °C to 125 °C |
| Climatic Category | 55/125/21 acc. to IEC 60068-1 |
| Material: Housing | Thermoplastic, UL 94V-0 |
| Material: Terminals | Tin-Plated Copper Alloy |
| Unit Weight | 0.08 g |
| Storage Conditions | 0 °C to 60 °C, max. 70% r.h. |
| Product Marking |  Type, Current, Approvals |

| | |
|------------------------------|--|
| Soldering Methods | Reflow, Wave |
| Solderability | 245 °C / 3 sec acc. to IEC 60068-2-58, Test Td |
| Resistance to Soldering Heat | 260 +0/-5 °C / 40 sec acc. to IPC/JEDEC J-STD-020D, Level 1 |
| Load Humidity Test | MIL-STD-202, Method 103B (1000h @ 0.1"ln @ 0.85 r.H. @ 85°C) |
| Moisture Resistance Test | MIL-STD-202, Method 106E (50 cycles in a temp./mister chamber) |
| Terminal Strength | MIL-STD-202, Method 211A (Deflection of board 1 mm for 1 minute) |
| Case Resistance | acc. to EIA/IS-722, Test 4.7 >100 MΩ (between leads and body) |
| Mechanical Shock | MIL-STD-202, Method 213B (Shock 50gn, half sine wave, 11 ms) |
| Vibration, High Frequency | MIL-STD-202, Method 204D (Shock 20 gn, 20 min, 10-2 kHz, 12 cyc.) |
| Resistance to Solvents | MIL-STD-202, Method 215A |
| Flammability | min. UL 94V-1 (acc. to EIA/IS-722, Test 4.12) |


Dimensions
 7.4 mm


Soldering pads

Pre-Arcing Time

| Rated Current In | 1.0 x In min. | 2.0 x In max. | 4.0 x In max. |
|------------------|---------------|---------------|---------------|
| 0.063 A - 5 A | 4 h | 1 s | 10 ms |
| 6.3 A - 8 A | 4 h | 5 s | 50 ms |
| 10 A | 4 h | 20 s | 60 ms |

Variants

| Rated Current [A] | Rated Voltage [VAC] | Rated Voltage [VDC] | Breaking Capacity | Voltage Drop 1.0 In typ. [mV] | Power Dissipation 1.0 In typ. [mW] | Melting I ² t 4.0 In typ. [A ² s] |  | Order Number |
|-------------------|---------------------|---------------------|-------------------|-------------------------------|------------------------------------|---|---|--------------|
| 0.063 | 125 | 125 | 1) | 2550 | 160 | 0.00011 | ● ● | 3404.0003.xx |
| 0.1 | 125 | 125 | 1) | 1770 | 180 | 0.00067 | ● ● | 3404.0004.xx |
| 0.125 | 125 | 125 | 1) | 1770 | 220 | 0.0011 | ● ● | 3404.0049.xx |
| 0.16 | 125 | 125 | 1) | 1700 | 270 | 0.0018 | ● ● | 3404.0005.xx |
| 0.25 | 125 | 125 | 1) | 990 | 250 | 0.0058 | ● ● | 3404.0006.xx |
| 0.35 | 125 | 125 | 1) | 990 | 350 | 0.0076 | ● ● | 3404.0043.xx |
| 0.375 | 125 | 125 | 1) | 990 | 370 | 0.013 | ● ● | 3404.0044.xx |
| 0.4 | 125 | 125 | 1) | 960 | 380 | 0.016 | ● ● | 3404.0007.xx |
| 0.5 | 125 | 125 | 1) | 350 | 150 | 0.01 | ● ● | 3404.0045.xx |
| 0.63 | 125 | 125 | 1) | 290 | 180 | 0.02 | ● ● | 3404.0008.xx |
| 0.75 | 125 | 125 | 1) | 260 | 200 | 0.031 | ● ● | 3404.0046.xx |
| 1 | 125 | 125 | 1) | 220 | 220 | 0.078 | ● ● | 3404.0009.xx |
| 1.25 | 125 | 125 | 1) | 220 | 280 | 0.14 | ● ● | 3404.0010.xx |
| 1.5 | 125 | 125 | 1) | 200 | 300 | 0.24 | ● ● | 3404.0047.xx |
| 1.6 | 125 | 125 | 1) | 200 | 320 | 0.27 | ● ● | 3404.0011.xx |
| 2 | 125 | 125 | 1) | 200 | 400 | 0.44 | ● ● | 3404.0012.xx |
| 2.5 | 125 | 125 | 1) | 190 | 480 | 0.97 | ● ● | 3404.0013.xx |
| 3 | 125 | 125 | 1) | 190 | 570 | 1.3 | ● ● | 3404.0014.xx |
| 3.15 | 125 | 125 | 1) | 190 | 600 | 1.2 | ● ● | 3404.0048.xx |
| 3.5 | 125 | 125 | 1) | 140 | 490 | 1.6 | ● ● | 3404.0015.xx |
| 4 | 125 | 125 | 1) | 140 | 560 | 2.1 | ● ● | 3404.0016.xx |
| 5 | 125 | 125 | 1) | 140 | 700 | 2.9 | ● ● | 3404.0017.xx |
| 6.3 | 125 | 125 | 1) | 110 | 690 | 14 | ● ● | 3404.0018.xx |
| 7 | 125 | 125 | 1) | 105 | 740 | 16 | ● ● | 3404.0019.xx |
| 8 | 125 | 125 | 1) | 100 | 800 | 20 | ● ● | 3404.0020.xx |
| 10 | 125 | 125 | 1) | 80 | 800 | 54 | ● ● | 3404.0021.xx |

1) 100 A @ 125 VAC/DC

Packaging Unit

- .xx = .11 Plastic Bag (100 pcs.)
- .xx = .22 Blister Tape 18 cm Reel (750 pcs.)
- .xx = .24 Blister Tape 33 cm Reel (3000 pcs.)

Time-Current-Curves

