


# Millivolt Output Medium Pressure Sensors

**C-Grade**  
Pressure Sensors



## Features

- 0 to 0.3 PSI to 0 to 100 PSI Pressure Ranges
- 1 % linearity version
- Temperature Compensated
- Calibrated Zero and Span

## Applications

- Medical Instrumentation
- Environmental Controls
- HVAC

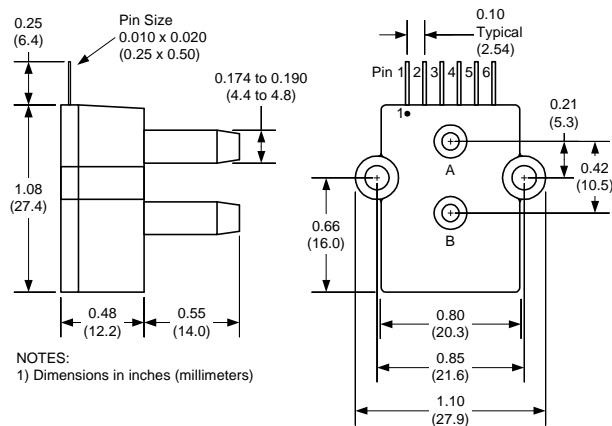
## General Description

The Millivolt Output pressure sensors is based upon a proprietary packaging technology to reduce output offset or common mode errors. This model provides a calibrated millivolt output with good output offset characteristics. In addition the sensor utilizes a silicon, micromachined, stress concentration enhanced structure to provide a very linear output to measured pressure.

These calibrated and temperature compensated sensors give an accurate and stable output over a wide temperature range. This series is intended for use with non-corrosive, non-ionic working fluids such as air, dry gases and the like. The C-GRADE is a lowest cost version of the millivolt output pressure sensors.

The output of the device is ratiometric to the supply voltage and operation from any D.C. supply voltage up to +16 V is acceptable.

## Physical Dimensions



**pin 1: N/C**  
**pin 2: +V supply**  
**pin 3: +Voutput**  
**pin 4: -Vsupply**  
**pin 5: -Voutput**  
**pin 6: N/C**

**Pressure Sensor Characteristics Maximum Ratings**

<b>Supply Voltage VS</b>	16 Vdc
<b>Common-mode pressure</b>	50 psig
<b>Lead Temperature (soldering 2-4 sec.)</b>	250°C

**Environmental Specifications**

<b>Temperature Ranges</b>	
<b>Compensated</b>	0 to 70° C
<b>Operating</b>	-25 to 85° C
<b>Storage</b>	-40 to 125° C
<b>Humidity Limits</b>	0 to 95% RH (non condensing)

**Standard Pressure Ranges**

Part Number	Operating Pressure	Nominal Span	Proof Pressure	Burst Pressure
4INCH-D-CGRADE-MV	0 - 4 "H2O	40mV	1 PSI	5 PSI
0.3PSI-D-CGRADE-MV	0 - 0.3 PSI	20mV	5 PSI	5 PSI
1PSI-D-CGRADE-MV	0 - 1 PSI	18mV	5 PSI	15 PSI
5PSI-D-CGRADE-MV	0 - 5 PSI	60mV	10 PSI	30 PSI
15PSI-D-CGRADE-MV	0 - 15 PSI	90mV	60 PSI	120 PSI
30PSI-D-CGRADE-MV	0 - 30 PSI	90mV	90 PSI	150 PSI
100PSI-D-CGRADE-MV	0 - 100 PSI	100mV	200 PSI	250 PSI
15PSI-A-CGRADE-MV	0 - 15 PSIA	60mV	60 PSIA	120 PSI

**Performance Characteristics for 4 INCH-D-CGRADE-MV**

Parameter, note 1	Minimum	Nominal	Maximum	Units
Operating Range, differential pressure		4.0		"H2O
Output Span, note 5	38	40.0	42	mV
Offset Voltage @ zero differential pressure			±1.5	mV
Offset Temperature Shift (0°C-50°C), note 2			±1.5	mV
Linearity, hysteresis error, note 4		0.5	1.0	%fs
Span Shift (0°C-50°C), note 2			±2	%fs

**Performance Characteristics for 0.3 PSI-D-CGRADE-MV**

Parameter, note 1	Minimum	Nominal	Maximum	Units
Operating Range, differential pressure		0.3		PSI
Output Span, note 5	18	20.0	22	mV
Offset Voltage @ zero differential pressure			±1	mV
Offset Temperature Shift (0°C-70°C), note 2			±1	mV
Linearity, hysteresis error, note 4		0.5	1	%fs
Span Shift (0°C-70°C), note 2			±2	%fs

### Performance Characteristics for 1 PSI-D-CGRADE-MV

Parameter, note 1	Minimum	Nominal	Maximum	Units
Operating Range, differential pressure		1.0		PSI
Output Span, note 5	16	18	20	mV
Offset Voltage @ zero differential pressure			±1	mV
Offset Temperature Shift (0°C-70°C), note 2			±1	mV
Linearity, hysteresis error, note 4		0.5	1.0	%fs
Span Shift (0°C-70°C), note 2			±2	%fs

### Performance Characteristics for 5 PSI-D-CGRADE-MV

Parameter, note 1	Minimum	Nominal	Maximum	Units
Operating Range, differential pressure		5.0		PSI
Output Span, note 5	57	60	63	mV
Offset Voltage @ zero differential pressure			±1	mV
Offset Temperature Shift (0°C-70°C), note 2			±1	mV
Linearity, hysteresis error, note 4		0.5	1.0	%fs
Span Shift (0°C-70°C), note 2			±2	%fs

### Performance Characteristics for 15 PSI-D-CGRADE-MV

Parameter, note 1	Minimum	Nominal	Maximum	Units
Operating Range, differential pressure		15.0		PSI
Output Span, note 5	86	90.0	94	mV
Offset Voltage @ zero differential pressure			±1	mV
Offset Temperature Shift (0°C-70°C), note 2			±1	mV
Linearity, hysteresis error, note 4		0.5	1.0	%fs
Span Shift (0°C-70°C), note 2			±2	%fs

### Performance Characteristics for 30 PSI-D-CGRADE-MV

Parameter, note 1	Minimum	Nominal	Maximum	Units
Operating Range, differential pressure		30.0		PSI
Output Span, note 5	86	90	94	mV
Offset Voltage @ zero differential pressure			±1	mV
Offset Temperature Shift (0°C-70°C), note 2			±1	mV
Linearity, hysteresis error, note 4		0.5	1.0	%fs
Span Shift (0°C-70°C), note 2			±2	%fs

**Performance Characteristics for 100 PSI-D-CGRADE-MV**

Parameter, note 1	Minimum	Nominal	Maximum	Units
Operating Range, differential pressure		100.0		PSI
Output Span, note 5	96	100	104	mV
Offset Voltage @ zero differential pressure			±1	mV
Offset Temperature Shift (0°C-70°C), note 2			±1	mV
Linearity, hysteresis error, note 4		0.5	1.0	%fs
Span Shift (0°C-70°C), note 2			±2	%fs

**Performance Characteristics for 15 PSI-A-CGRADE-MV**

Parameter, note 1	Minimum	Nominal	Maximum	Units
Operating Range, absolute pressure		15.0		PSIA
Output Span, note 5	86	90.0	94	mV
Offset Voltage @ zero absolute pressure			±1	mV
Offset Temperature Shift (0°C-70°C), note 2			±1	mV
Linearity, hysteresis error, note 4		0.5	1.0	%fs
Span Shift (0°C-70°C), note 2			±2	%fs

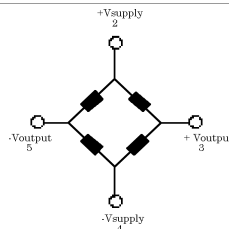
**Specification Notes**

- NOTE 1: ALL PARAMETERS ARE MEASURED AT 12.0 VOLT EXCITATION, FOR THE NOMINAL FULL SCALE PRESSURE AND ROOM TEMPERATURE UNLESS OTHERWISE SPECIFIED. PRESSURE MEASUREMENTS ARE WITH POSITIVE PRESSURE APPLIED TO PORT B.
- NOTE 2: SHIFT IS RELATIVE TO 25°C.
- NOTE 3: SHIFT IS WITHIN THE FIRST HOUR OF EXCITATION APPLIED TO THE DEVICE.
- NOTE 4: MEASURED AT ONE-HALF FULL SCALE RATED PRESSURE USING BEST STRAIGHT LINE CURVE FIT.
- NOTE 5: THE VOLTAGE ADDED TO THE OFFSET VOLTAGE AT FULL SCALE PRESSURE.

**Pressure Response: for any pressure applied the response time to get to 90% of pressure applied is typically less than 100 useconds.**

**Equivalent Circuit**

Input Resistance      15 kohm  
 Output Resistance      3.0 kohm



All Sensors reserves the right to make changes to any products herein. All Sensors does not assume any liability arising out of the application or use of any product or circuit described herein, neither does it convey any license under its patent rights nor the rights of others.