

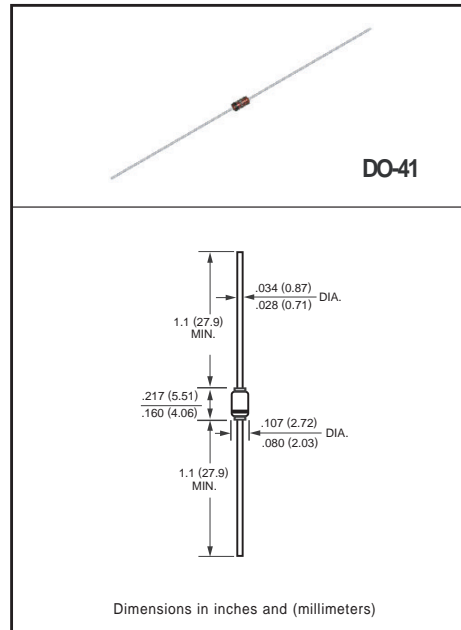
**SILICON PLANAR ZENER DIODE**

**FEATURES**

- \* Zener Voltage Range 3.3 to 56 Volts
- \* DO-41 Package (JEDEC)
- \* Through-Hole Device Type Mounting
- \* Hermetically Sealed Glass
- \* Compression Bonded Construction
- \* All external surfaces are corrosion resistant and leads are readily solderable

**MAXIMUM RATINGS AND ELECTRICAL CHARACTERISTICS**

Ratings at 25 °C ambient temperature unless otherwise specified.



Dimensions in inches and (millimeters)

**MAXIMUM RATINGS** ( @ T<sub>A</sub> = 25°C unless otherwise noted )

| RATINGS                   | SYMBOL           | VALUE     | UNITS |
|---------------------------|------------------|-----------|-------|
| Power Dissipation         | PD               | 1000      | mW    |
| Junction Temperature      | T <sub>J</sub>   | 200       | °C    |
| Storage Temperature Range | T <sub>stg</sub> | -65to+200 | °C    |

## ELECTRICAL CHARACTERISTICS (@TA=25°C unless otherwise specified)

| TYPE    | V <sub>ZT@I<sub>ZT</sub></sub><br>(Volts)<br>Nominal | I <sub>ZT</sub><br>(mA) | Z <sub>ZT@I<sub>ZT</sub></sub><br>(Ω)<br>MAX | I <sub>ZK</sub><br>(mA) | Z <sub>Zk@I<sub>Zk</sub></sub><br>(Ω)<br>MAX | I <sub>R@V<sub>R</sub></sub><br>(μA)<br>MAX | V <sub>R</sub><br>(Volts) |
|---------|--|-------------------------|--|-------------------------|--|---|---------------------------|
| 1N4728A | 3.3  | 76                      | 10   | 1                       | 400  | 100   | 1                         |
| 1N4729A | 3.6  | 69                      | 10   | 1                       | 400  | 100   | 1                         |
| 1N4730A | 3.9  | 64                      | 9  | 1                       | 400  | 50  | 1                         |
| 1N4731A | 4.3  | 58                      | 9  | 1                       | 400  | 10  | 1                         |
| 1N4732A | 4.7  | 53                      | 8  | 1                       | 500  | 10  | 1                         |
| 1N4733A | 5.1  | 49                      | 7  | 1                       | 550  | 10  | 1                         |
| 1N4734A | 5.6  | 45                      | 5  | 1                       | 600  | 10  | 2                         |
| 1N4735A | 6.2  | 41                      | 2  | 1                       | 700  | 10  | 3                         |
| 1N4736A | 6.8  | 37                      | 3.5  | 1                       | 700  | 10  | 4                         |
| 1N4737A | 7.5  | 34                      | 4  | 0.5                     | 700  | 10  | 5                         |
| 1N4738A | 8.2  | 31                      | 4.5  | 0.5                     | 700  | 10  | 6                         |
| 1N4739A | 9.1  | 28                      | 5  | 0.5                     | 700  | 10  | 7                         |
| 1N4740A | 10   | 25                      | 7  | 0.25                    | 700  | 10  | 7.6                       |
| 1N4741A | 11   | 23                      | 8  | 0.25                    | 700  | 5   | 8.4                       |
| 1N4742A | 12   | 21                      | 9  | 0.25                    | 700  | 5   | 9.1                       |
| 1N4743A | 13   | 19                      | 10   | 0.25                    | 700  | 5   | 9.9                       |
| 1N4744A | 15   | 17                      | 14   | 0.25                    | 700  | 5   | 11.4                      |
| 1N4745A | 16   | 15.5                    | 16   | 0.25                    | 700  | 5   | 12.2                      |
| 1N4746A | 18   | 14                      | 20   | 0.25                    | 700  | 5   | 13.7                      |
| 1N4747A | 20   | 12.5                    | 22   | 0.25                    | 750  | 5   | 15.2                      |
| 1N4748A | 22   | 11.5                    | 23   | 0.25                    | 750  | 5   | 16.7                      |
| 1N4749A | 24   | 10.5                    | 25   | 0.25                    | 750  | 5   | 18.2                      |
| 1N4750A | 27   | 9.5                     | 35   | 0.25                    | 750  | 5   | 20.6                      |
| 1N4751A | 30   | 8.5                     | 40   | 0.25                    | 1000   | 5   | 22.8                      |
| 1N4752A | 33   | 7.5                     | 45   | 0.25                    | 1000   | 5   | 25.1                      |
| 1N4753A | 36   | 7.0                     | 50   | 0.25                    | 1000   | 5   | 27.4                      |
| 1N4754A | 39   | 6.5                     | 60   | 0.25                    | 1000   | 5   | 29.7                      |
| 1N4755A | 43   | 6.0                     | 70   | 0.25                    | 1500   | 5   | 32.7                      |
| 1N4756A | 47   | 5.5                     | 80   | 0.25                    | 1500   | 5   | 35.8                      |
| 1N4757A | 51   | 5.0                     | 95   | 0.25                    | 1500   | 5   | 38.8                      |
| 1N4758A | 56   | 4.5                     | 110  | 0.25                    | 2000   | 5   | 42.6                      |



## RATING AND CHARACTERISTICS CURVES ( 1N4728A-1N4758A )

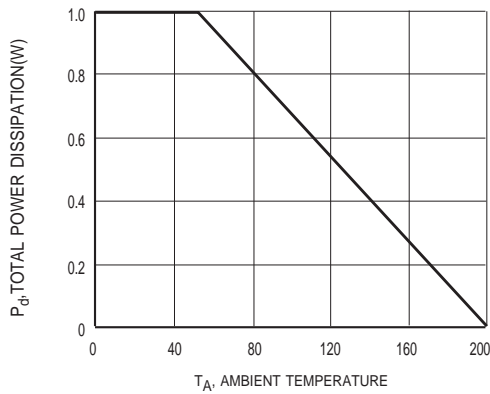


Figure1 Power Dissipation vs Ambient Temperature

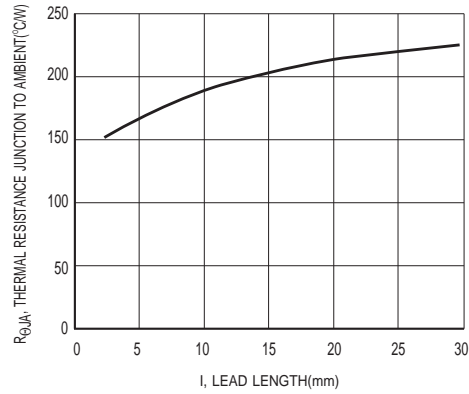


Figure2 Typical Thermal Resistance vs Lead Length

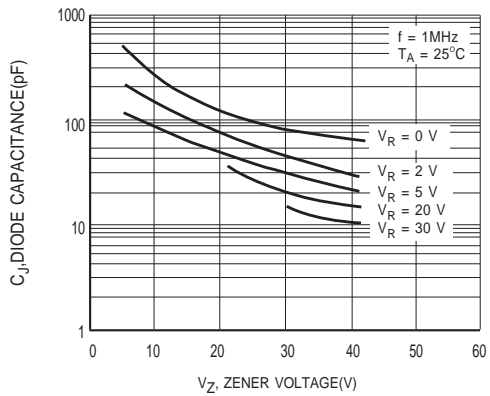


Figure3 Junction Capacitance vs Zener Voltage

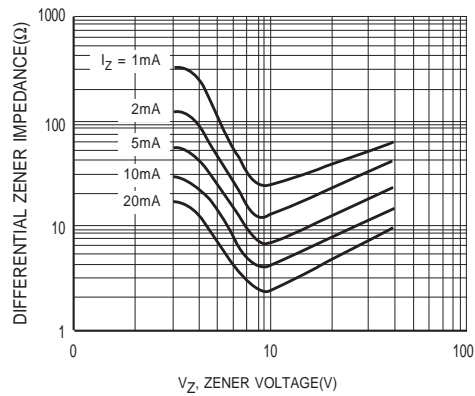


Figure4 Typical Zener Impedance vs Zener Voltage

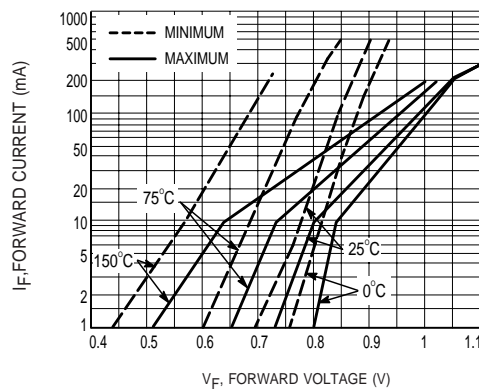


Figure5 Typical Forward Characteristics



## DISCLAIMER NOTICE

Rectron Inc reserves the right to make changes without notice to any product specification herein, to make corrections, modifications, enhancements or other changes. Rectron Inc or anyone on its behalf assumes no responsibility or liability for any errors or inaccuracies. Data sheet specifications and its information contained are intended to provide a product description only. "Typical" parameters which may be included on RECTRON data sheets and/ or specifications can and do vary in different applications and actual performance may vary over time. Rectron Inc does not assume any liability arising out of the application or use of any product or circuit.

Rectron products are not designed, intended or authorized for use in medical, life-saving implant or other applications intended for life-sustaining or other related applications where a failure or malfunction of component or circuitry may directly or indirectly cause injury or threaten a life without expressed written approval of Rectron Inc. Customers using or selling Rectron components for use in such applications do so at their own risk and shall agree to fully indemnify Rectron Inc and its subsidiaries harmless against all claims, damages and expenditures.

