

SX-560-2701 **Intelligent Programmable WLAN Module**

802.11 a/b/g Wireless Solution for OEM Embedded Applications



Low Power Consumption, Linux Programmable and Enterprise Security

The Silex SX-560 embedded Module is an intelligent and cost effective solution that supports 802.11a, 802.11b, and 802.11g wireless networking. Its low power consumption and a compact form factor make it ideal for battery powered portable devices, but its extensive capabilities make it suitable for almost any embedded WLAN applications.

The SX-560 handles all of the TCP/IP and 802.11 network processing, so it provides a fast and easy way to add wireless networking capabilities to your device. Because it offloads the network processing, the processor on your device operates more efficiently and there is little or no change required to your code. As a result, you increase your bottom line by reducing your time to market, making your products more competitive, and minimizing the need for in-house wireless expertise.

Features

Low Power Consumption. The SX-560 uses a minimum amount of power during transmitting and receiving, and its power management reduces power usage during periods of inactivity.

Linux Operating System with User Programmability. The SX-560 uses the Linux operating system and is designed to allow users to easily add new features. With a 200MHz 32-bit processor, 16MB of RAM and 8MB of flash memory, the SX-560 has plenty of capacity to handle complex user applications.

Highly Secure The SX-560 includes enterprise-level security features including access control lists, complete protocol and application enable/disable control, read and write configuration passwords, and SNMP community name configuration. It features the most extensive wireless security in the industry, including 802.1x Extensible Authentication Protocol (EAP) with all major EAP types and WPA2, WPA2-PSK, WPA, WPA-PSK, and WEP wireless security.

Enterprise Management. Silex's ExtendView management software provides advanced features such as the ability to monitor, configure and update multiple SX-560 modules simultaneously over the network. Management capabilities are also available via TELNET, SNMP, web browser, and a dedicated serial console port. For added control, AT commands and console commands can also be sent via the two serial ports.

Two Serial Ports Plus Dedicated Console Port. The SX-560 provides two serial ports that can be used to connect to RS-232 or UART interfaces in your device. These ports operate at speeds up to 921Kbps with modem controls. A third serial port is also included for use as a dedicated console port.

USB port. The USB V1.1 host port supports speeds up to 12 Mbps. The optional SX-Virtual Link Windows/Macintosh software/firmware is available to access the USB port.

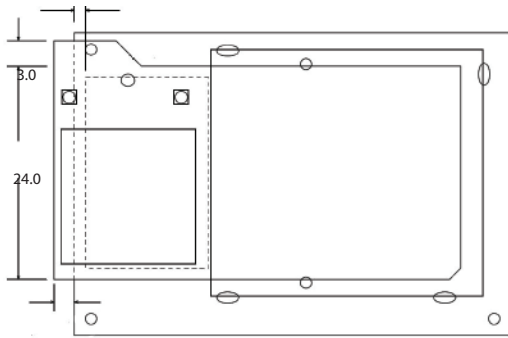
General Purpose I/Os (GPIOs). The 9 GPIOs can be used for custom applications like driving LEDs and sensing switches, or for modem signals in conjunction with the serial ports.

SNMP Traps and E-mail Alerts. Users can be notified immediately of any status changes on the GPIOs or serial ports via SNMP or E-mail.

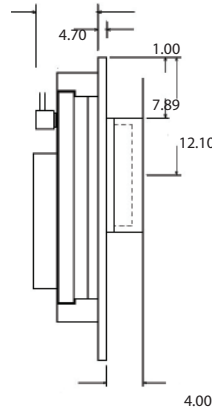
Antenna Diversity. The SX-560 has two U.FL antenna connectors for improved quality of transmission and reception.

Easy to Use. The SX-560 features a compact form factor with through-holes for flexible mounting options. A 40-pin connector header for the serial and GPIO signals simplifies the hardware interface to your device.

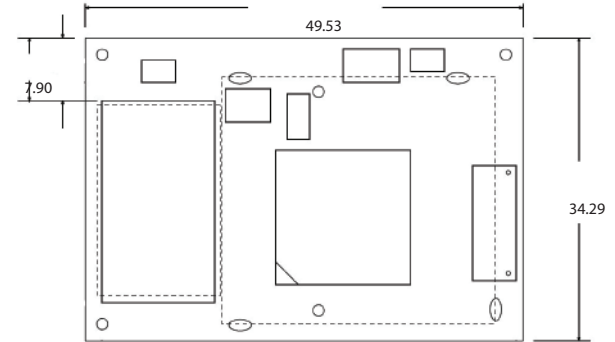
OEM Module Diagram



VIEW FROM TOP



VIEW FROM BOTTOM



OEM Interface

The OEM interface allows OEMs to add functionality via a daughtercard. Power is also input through this interface. This is a 40-pin 0.5-mm pitch surface-mount header (Hirose DF12-40DS-0.5V or equivalent). Pin assignments are shown below.

Pin	Signal	Pin	Signal
1	RESETI-	2	GPIO_0
3	GPIO_1	4	GPIO_2
5	GROUND	6	+3.3VDC
7	GPIO_3	8	GPIO_4
9	GPIO_5	10	GPIO_6
11	GPIO_7	12	GPIO_8
13	GPIO_9	14	TXD0
15	GPIO_10	16	CTS0-
17	GROUND	18	+3.3VDC
19	USB+	20	RTS0-
21	USB-	22	RXD0
23	+3.3VDC	24	GROUND
25	SPI_CS-	26	TXD1
27	SPI_CLK	28	CTS1-
29	GROUND	30	+3.3VDC
31	SPI_MOSI	32	RTS1-
33	SPI_MISO	34	RXD1
35	+3.3VDC	36	GROUND
37	IIC_SDC	38	TXD2
39	IIC_SDA	40	RXD2

Specifications

Wireless Interface

802.11a/b/g (54Mbps/11Mbps)

Serial Ports

2 x UART with TXD, RXD, RTS, CTS and up to 921.6Kbps per port; 3 GPIOs are configurable as DTR, DSR, and DCD on port 1

USB Port

USB V1.1 host (12Mbps)

Console Port

A dedicated UART console port is available for configuration

General Purpose I/O Signals

9 general purpose signals are accessible via the OEM header (external pull-ups are required for customization)

Power

Power Consumption (3.3V +/- 5%; no load on I/O ports or GPIOs)
Maximum: 460mA
Average: 240mA, Idle: 220mA, Minimum: 60mA (connected to access point in powersave mode; SX-560 will wake up upon data received in UART or other interrupt)

Environmental

Temperature

Operating Temperature: 0 to +70°C
Storage Temperature: -40 to +85°C
Maximum temperature change per hour: 20°C

Relative Humidity

Operating: 20% to 80% non-condensing
Storage: 10% to 90% non-condensing

Altitude

Operating 3.1km
Storage 9km

Standards Compliance

RS-232, RFC 2217
IEEE 802.11a/b/g
RoHS

Designed for compliance with:
EMC:
FCC, CE, VCCI, EN60601 Class B
Wireless:
FCC, CE, TELEC

silex technology is a registered trademark of silex technology, Inc. Other product or brand names may be registered trademarks or trademarks of their respective owners. Technical information and specifications are subject to change without notice. © 2010 silex technology, Inc. All rights reserved

silex global sales & support locations



US Office
silex technology america, Inc.
+1-801-748-1199
US toll free 866-765-8761
www.silexamerica.com
sales@silexamerica.com

Europe Office
silex technology europe, GmbH
+49-2159-65009-0
www.silexeurope.com
contact@silexeurope.com

China Office
silex technology beijing, Inc.
+86-10-6440-3958
www.silex.com.cn
contact@silex.com.cn

Corporate Headquarters
silex technology, Inc.
+81-774-98-3781
www.silex.jp
support@silex.jp