



PRELIMINARY

## Anaren Integrated Radio Evaluation Module Series



### A1101R08A-EM1

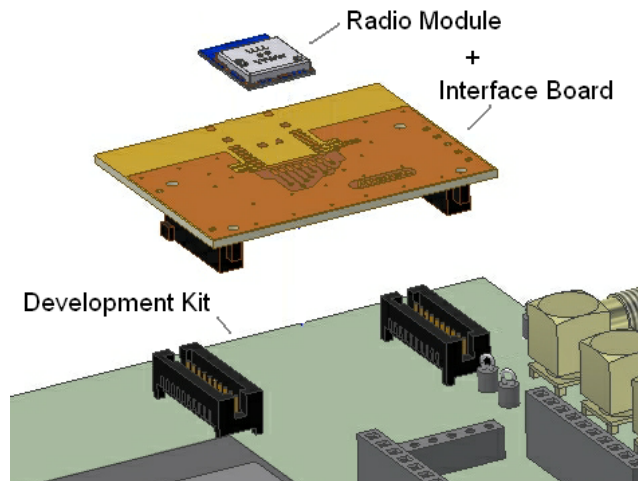
The A1101R08A-EM1 is a high-performance, interface board with an ETSI compliant A1101R08A integrated antenna radio module mounted for quick connection to the Texas Instruments CC1101DK Development Kit.

#### Product Overview

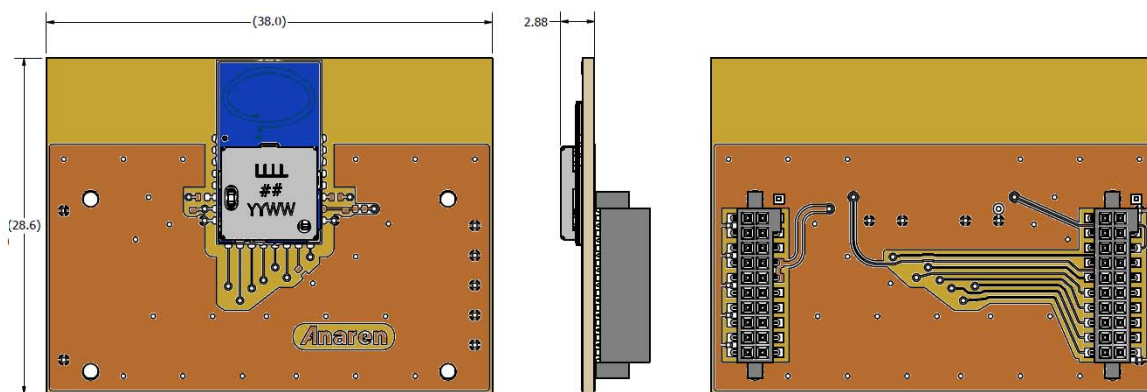
The A1101R08A-EM1 is an evaluation module with an Anaren A1101R08A radio module in the industry's smallest package (9 x 16 x 2.5mm) mounted on it. This evaluation module is designed specifically for compatibility with SmartRF<sup>®</sup>04, SmartRF<sup>®</sup>05 and Maverick evaluation boards. Each Anaren A1101R08A module is ETSI compliant and incorporates the Texas Instruments CC1101 transceiver chip.

As a standalone module for your final design implementation Anaren's A1101R08A has an LGA pad footprint with an integrated antenna, this module is designed to effortlessly integrate into a wide range of applications, including: industrial control, building automation, low-power wireless sensor networks, lighting control, and automated meter reading.

The A1101R08A has an RoHS-compliant ENIG finish and is packaged on tape and reel for high-volume automated manufacturing



#### Layout



Anaren, Inc. / 6635 Kirkville Road / East Syracuse, NY 13057  
800.411.6596 / <http://www.anaren.com> / [air@anaren.com](mailto:air@anaren.com)

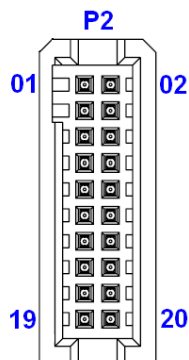
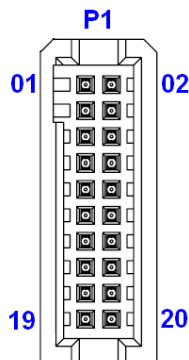


## PRELIMINARY

## Anaren Integrated Radio

### Pin Diagram

#### Development Kit Connectors



#### Connector P1

Pin 1	GND
Pin 2	NC
Pin 3	NC
Pin 4	NC
Pin 5	NC
Pin 6	NC
Pin 7	NC
Pin 8	NC
Pin 9	NC
Pin 10	GDO0/ATEST
Pin 11	NC
Pin 12	GDO2 (Debug)
Pin 13	NC
Pin 14	CSn
Pin 15	NC
Pin 16	SCLK
Pin 17	NC
Pin 18	SI
Pin 19	GND
Pin 20	SO/GDO1

#### Connector P2

Pin 1	NC
Pin 2	GND
Pin 3	NC
Pin 4	GND
Pin 5	NC
Pin 6	GND
Pin 7	VDD
Pin 8	GND
Pin 9	VDD
Pin 10	GND
Pin 11	NC
Pin 12	GND
Pin 13	NC
Pin 14	GND
Pin 15	NC
Pin 16	GND
Pin 17	NC
Pin 18	NC
Pin 19	NC
Pin 20	DD_DIR

*This product shall not be used in any of the following products or systems without prior express written permission from Anaren Microwave, Inc:*

- (i) implantable cardiac rhythm management systems; including without limitation pacemakers, defibrillators and cardiac resynchronization devices;
- (ii) external cardiac rhythm management systems that communicate directly with one or more implantable medical devices; or
- (iii) other devices used to monitor or treat cardiac function, including without limitation pressure sensors, biochemical sensors and neurostimulators.

### Nomenclature


# A1101R08A-EM1

① ② ③ ④ ⑤

A	(Anaren)
1	Chip series (1101, 2500)
2	Function (R = radio only)
3	Frequency band (x100MHz)
4	Form factor (A = Internal Antenna, C = Connector)
5	Module Type (EM1 = Eval Module, EZ4x = EZ-430 Module)

To view the entire available family of AIR Modules & Development options, please visit our website at:

<http://www.anaren.com/content/File/AIR/AIRoverview.cfm>



**PLEASE NOTE:** Additional information on the Texas Instruments CC1101 Development Kit can be found in the company's latest datasheet release at <http://www.ti.com>



Caution! ESD sensitive device. Precautions should be used when handling the device in order to prevent permanent damage.



Anaren, Inc. / 6635 Kirkville Road / East Syracuse, NY 13057  
800.411.6596 / <http://www.anaren.com> / [air@anaren.com](mailto:air@anaren.com)