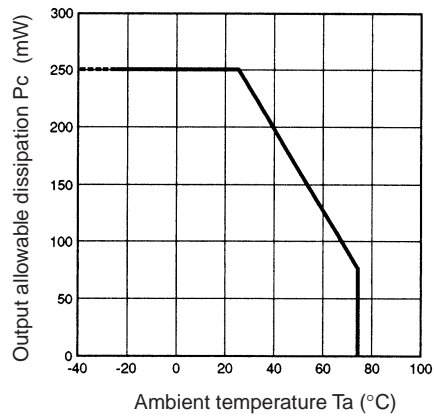




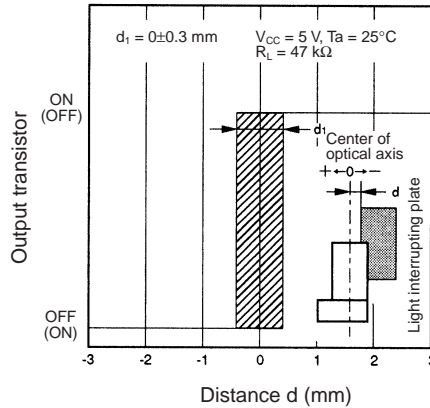
■ Engineering Data

Note: The values in the parentheses apply to the EE-SX4009-P1.

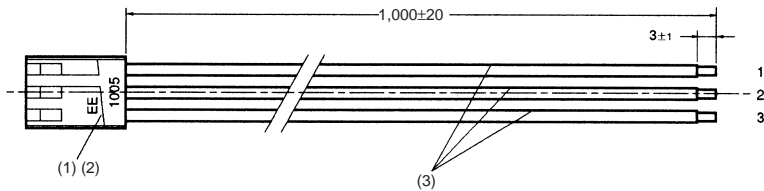
Output Allowable Dissipation vs. Ambient Temperature Characteristics



Sensing Position Characteristics (Typical)



EE-1005 Connector



No.	Name	Model	Quantity	Maker
1	Receptacle housing	171822-3	1	Tyco Electronics AMP
2	Receptacle contact	170262-1	3	Tyco Electronics AMP
3	Lead wire	UL1007 AWG24	3	---

Wiring

Connector circuit no.	Lead wire color	Output when connected to EE-SX4009-P1/EE-SX3009-P1
1	Red	$V_{CC}$
2	Orange	GND
3	Yellow	OUT