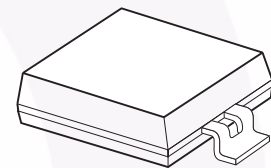
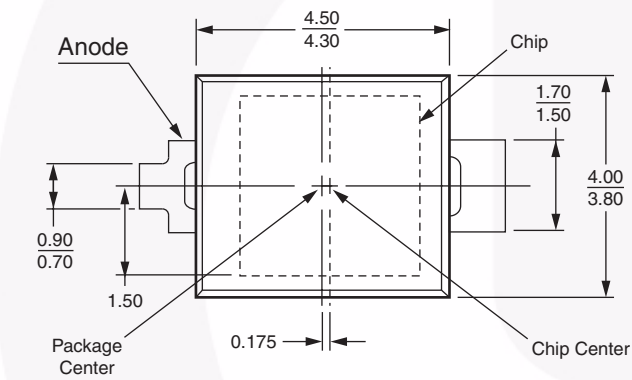


QSB34GR, QSB34ZR, QSB34CGR, QSB34CZR Surface Mount Silicon Pin Photodiode

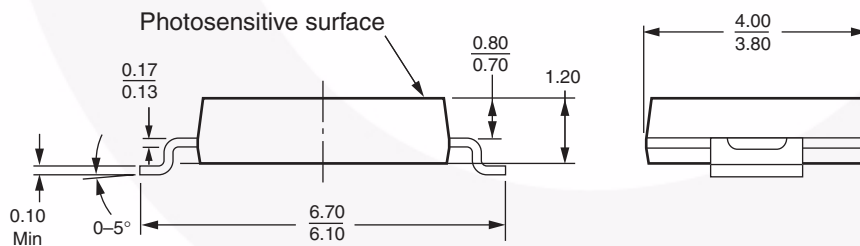
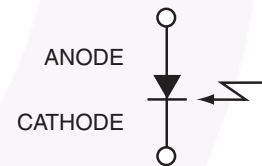
Features

- Daylight Filter (QSB34GR and QSB34ZR only)
- Surface Mount Packages:
 - QSB34GR/QSB34CGR for overmount board
 - QSB34ZR/QSB34CZR for undermount board
- Fast PIN Photodiode
- Wide Reception Angle, 120°
- Large Chip Size = 3mm x 3mm
- Sensitive Area - 2.55mm x 2.55mm
- High Sensitivity
- Low Capacitance
- Available in 0.470" (12mm) width tape on 7" (178mm) diameter reel; 1,000 units per reel

Package Dimensions, QSB34GR



Schematic



Notes:

1. Dimensions for all drawings are in mm.
2. Tolerance of ± 0.13 on all non-nominal dimensions unless otherwise specified.

Absolute Maximum Ratings ($T_A = 25^\circ\text{C}$ unless otherwise specified)

Stresses exceeding the absolute maximum ratings may damage the device. The device may not function or be operable above the recommended operating conditions and stressing the parts to these levels is not recommended. In addition, extended exposure to stresses above the recommended operating conditions may affect device reliability. The absolute maximum ratings are stress ratings only.

Symbol	Parameter	Rating	Unit
T_{OPR}	Operating Temperature	-25 to +85	$^\circ\text{C}$
T_{STG}	Storage Temperature	-40 to +85	$^\circ\text{C}$
T_{SOL}	Soldering Temperature	260	$^\circ\text{C}$
V_R	Reverse Voltage	32	V
P_C	Power Dissipation at (or below) 25°C Free Air Temperature	150	mW

Note:

- Soldering time ≤ 5 seconds

Electrical/Optical Characteristics ($T_A = 25^\circ\text{C}$ unless otherwise specified)

The Recommended Operating Conditions table defines the conditions for actual device operation. Recommended operating conditions are specified to ensure optimal performance to the datasheet specifications. Fairchild does not recommend exceeding them or designing to absolute maximum ratings.

Symbol	Parameter	Test Conditions	Min.	Typ.	Max.	Units
V_R	Reverse Voltage	$I_R = 0.1\text{mA}$	32			V
$I_{R(D)}$	Dark Reverse Current	$V_R = 10\text{V}$			30	nA
λ_{PK}	Peak Sensitivity	$V_R = 5\text{V}$		940		nm
Θ	Reception Angle @ 1/2 Power			± 60		$^\circ$
I_{PH}	Photo Current	$E_e = 1.0\text{mW/cm}^2, V_{CE} = 5\text{V}^{(4)}$	25	37		μA
C	Capacitance	$V_R = 3\text{V}$		25		pF
t_r	Rise Time	$V_R = 10\text{V}, R_L = 50\Omega$		50		ns
t_f	Fall Time	$V_R = 10\text{V}, R_L = 50\Omega$		50		ns
$\lambda_{0.5}$	Spectral Sensitivity QSB34GR, QSB34ZR QSB34CGR, QSB34CZR		730 400		1100 1100	nm

Typical Performance Curves

Fig. 1 Relative Spectral Sensitivity vs. Wavelength

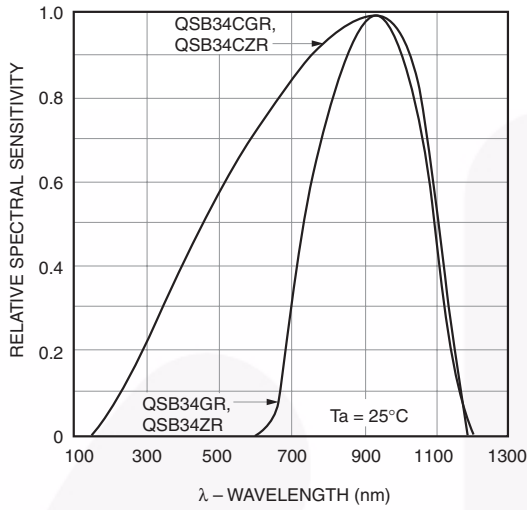


Fig. 2 Short Circuit Current vs. Irradiance

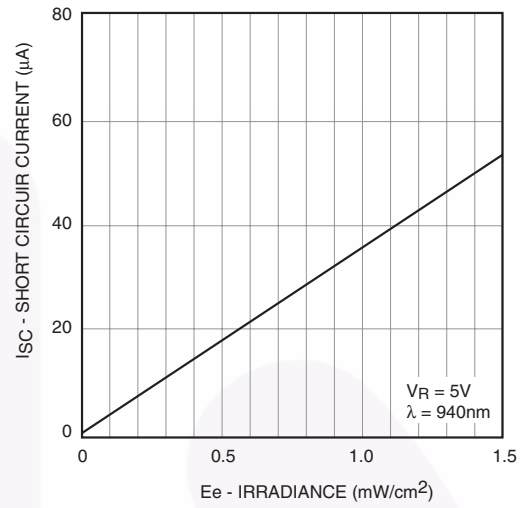


Fig. 3 Capacitance vs. Reverse Voltage

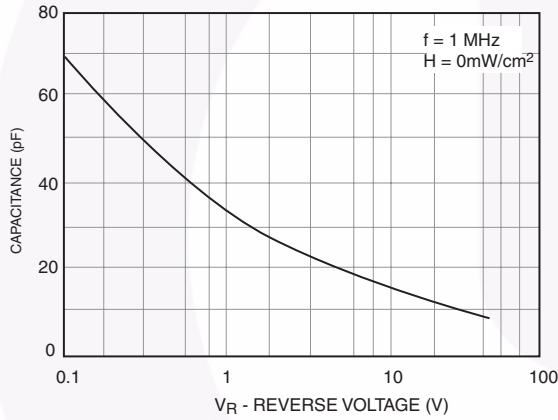


Fig. 4 Dark Current vs. Temperature

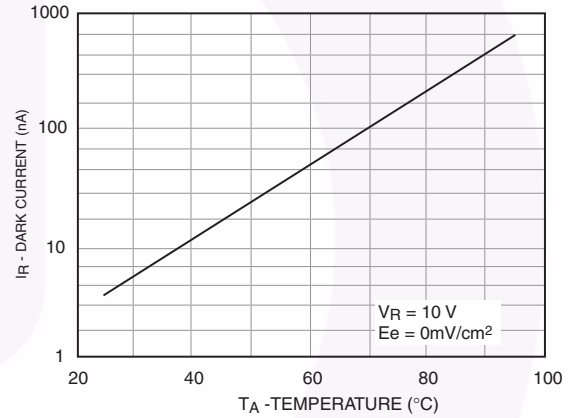


Fig. 5 Dark Current vs. Reverse Voltage

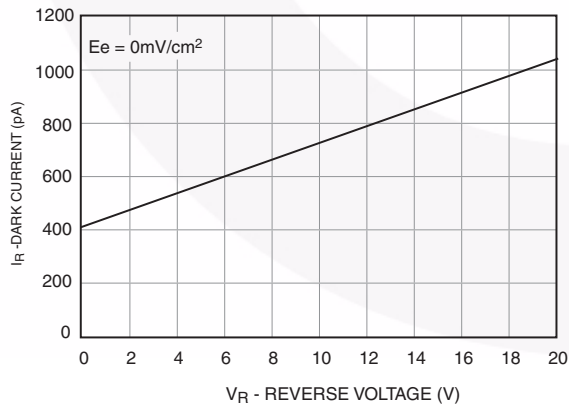
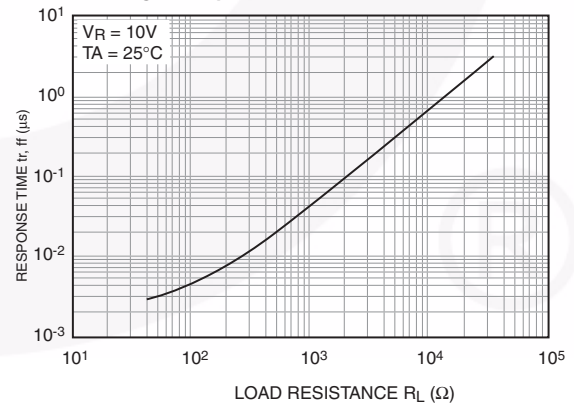
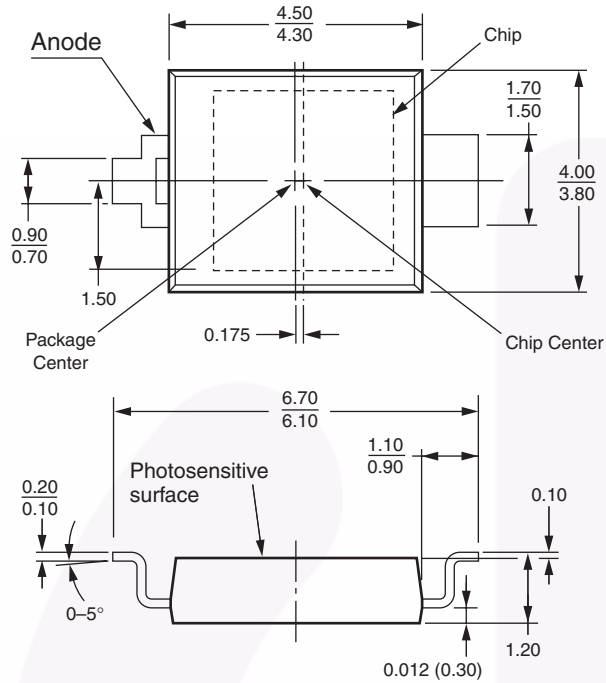


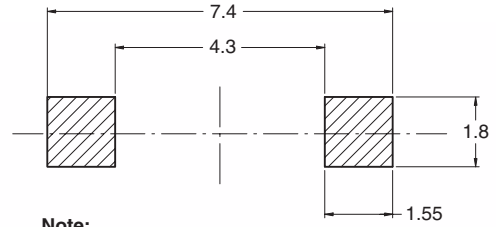
Fig. 6 Response Time vs. Load Resistance



Package Dimensions, QSB34ZR



Recommended Solder Screen Pattern (For Reference Only)

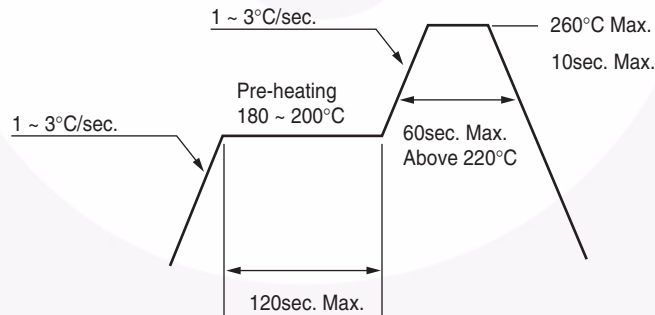


- Note:**
1. All dimensions in mm
 2. Pattern applies to both QSB34GR and QSB34ZR

Note:

1. Dimensions for all drawings are in mm.
2. Tolerance of ± 0.13 on all non-nominal dimensions unless otherwise specified.

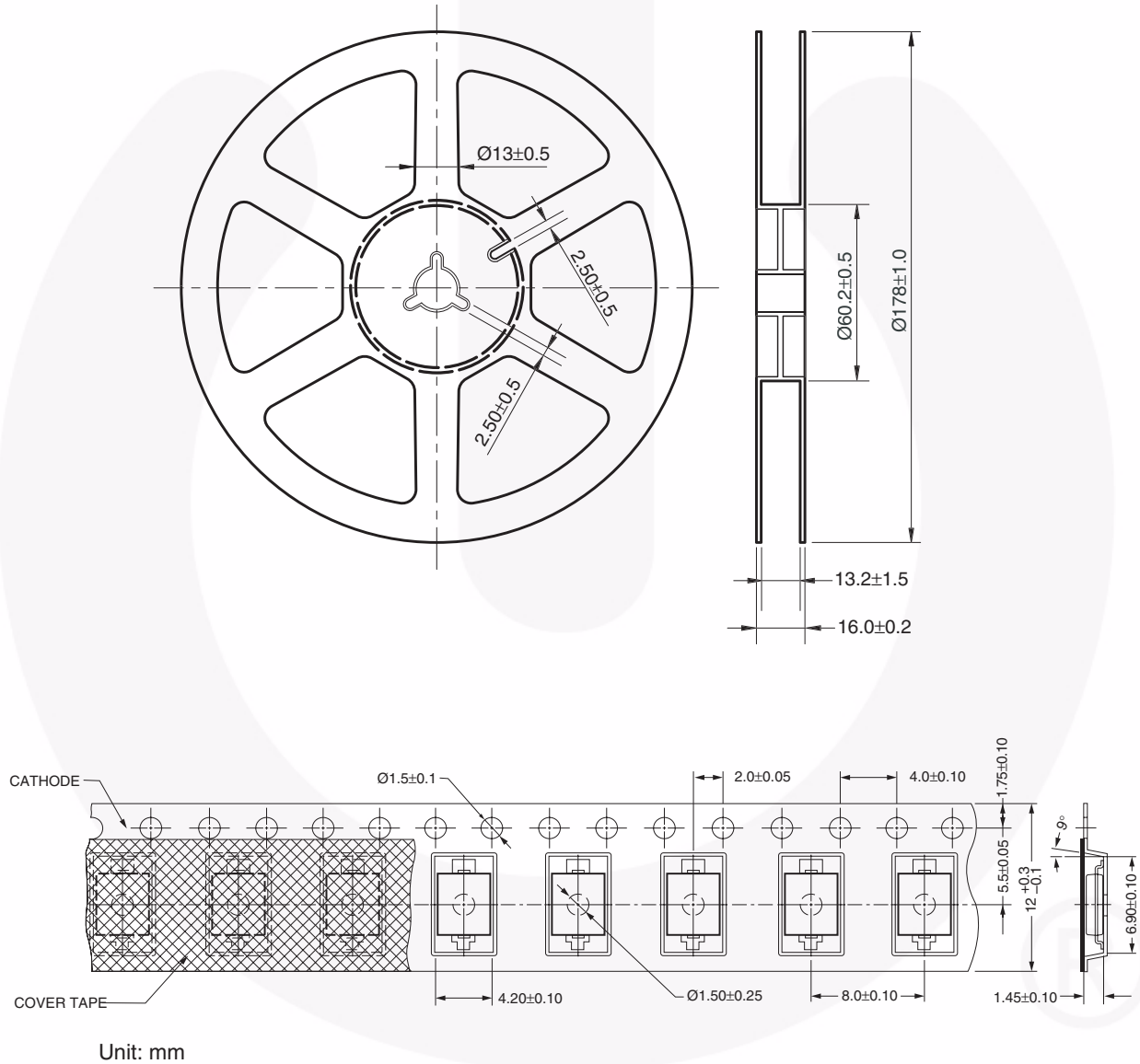
Recommend IR Reflow Soldering Profile



Ordering Information

Option	Description
QSB34GR	Gullwing, 1000 units per reel
QSB34ZR	Z-Bend reversed, 1000 units per reel
QSB34CGR	Gullwing, 1000 units per reel
QSB34CZR	Z-Bend reversed, 1000 units per reel




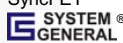
Tape & Reel Dimensions





TRADEMARKS

The following includes registered and unregistered trademarks and service marks, owned by Fairchild Semiconductor and/or its global subsidiaries, and is not intended to be an exhaustive list of all such trademarks.

- | | | | |
|---|-------------------------------------|---|---|
| Build it Now™ | FPS™ | PDP SPM™ | The Power Franchise® |
| CorePLUS™ | F-PFS™ | Power-SPM™ | the power ™ |
| CorePOWER™ | FRFET® | PowerTrench® | franchise |
| CROSSVOLT™ | Global Power Resource SM | Programmable Active Droop™ | TinyBoost™ |
| CTL™ | Green FPS™ | QFET® | TinyBuck™ |
| Current Transfer Logic™ | Green FPS™ e-Series™ | QS™ | TinyLogic® |
| EcoSPARK® | GTO™ | Quiet Series™ | TINYOPTO™ |
| EfficientMax™ | IntelliMAX™ | RapidConfigure™ | TinyPower™ |
| EZSWITCH™ * | ISOPLANAR™ | Saving our world, 1mW at a time™ | TinyPWM™ |
|  ™ | MegaBuck™ | SmartMax™ | TinyWire™ |
|  ® | MICROCOUPLER™ | SMART START™ | μSerDes™ |
| Fairchild® | MicroFET™ | SPM® |  ™ |
| Fairchild Semiconductor® | MicroPak™ | STEALTH™ | UHC® |
| FACT Quiet Series™ | MillerDrive™ | SuperFET™ | Ultra FRFET™ |
| FACT® | MotionMax™ | SuperSOT™3 | UniFET™ |
| FAST® | Motion-SPM™ | SuperSOT™6 | VCX™ |
| FastvCore™ | Motion-SPM™ | SuperSOT™8 | VisualMax™ |
| FlashWriter® * | OPTOLOGIC® | SupreMOS™ | |
| | OPTOPLANAR® | SyncFET™ | |
| | |  | |

* EZSWITCH™ and FlashWriter® are trademarks of System General Corporation, used under license by Fairchild Semiconductor.

DISCLAIMER

FAIRCHILD SEMICONDUCTOR RESERVES THE RIGHT TO MAKE CHANGES WITHOUT FURTHER NOTICE TO ANY PRODUCTS HEREIN TO IMPROVE RELIABILITY, FUNCTION, OR DESIGN. FAIRCHILD DOES NOT ASSUME ANY LIABILITY ARISING OUT OF THE APPLICATION OR USE OF ANY PRODUCT OR CIRCUIT DESCRIBED HEREIN; NEITHER DOES IT CONVEY ANY LICENSE UNDER ITS PATENT RIGHTS, NOR THE RIGHTS OF OTHERS. THESE SPECIFICATIONS DO NOT EXPAND THE TERMS OF FAIRCHILD'S WORLDWIDE TERMS AND CONDITIONS, SPECIFICALLY THE WARRANTY THEREIN, WHICH COVERS THESE PRODUCTS.

LIFE SUPPORT POLICY

FAIRCHILD'S PRODUCTS ARE NOT AUTHORIZED FOR USE AS CRITICAL COMPONENTS IN LIFE SUPPORT DEVICES OR SYSTEMS WITHOUT THE EXPRESS WRITTEN APPROVAL OF FAIRCHILD SEMICONDUCTOR CORPORATION.

As used herein:

1. Life support devices or systems are devices or systems which, (a) are intended for surgical implant into the body or (b) support or sustain life, and (c) whose failure to perform when properly used in accordance with instructions for use provided in the labeling, can be reasonably expected to result in a significant injury of the user.
2. A critical component in any component of a life support, device, or system whose failure to perform can be reasonably expected to cause the failure of the life support device or system, or to affect its safety or effectiveness.

ANTI-COUNTERFEITING POLICY

Fairchild Semiconductor Corporation's Anti-Counterfeiting Policy. Fairchild's Anti-Counterfeiting Policy is also stated on our external website, www.fairchildsemi.com, under Sales Support.

Counterfeiting of semiconductor parts is a growing problem in the industry. All manufacturers of semiconductor products are experiencing counterfeiting of their parts. Customers who inadvertently purchase counterfeit parts experience many problems such as loss of brand reputation, substandard performance, failed applications, and increased cost of production and manufacturing delays. Fairchild is taking strong measures to protect ourselves and our customers from the proliferation of counterfeit parts. Fairchild strongly encourages customers to purchase Fairchild parts either directly from Fairchild or from Authorized Fairchild Distributors who are listed by country on our web page cited above. Products customers buy either from Fairchild directly or from Authorized Fairchild Distributors are genuine parts, have full traceability, meet Fairchild's quality standards for handling and storage and provide access to Fairchild's full range of up-to-date technical and product information. Fairchild and our Authorized Distributors will stand behind all warranties and will appropriately address any warranty issues that may arise. Fairchild will not provide any warranty coverage or other assistance for parts bought from Unauthorized Sources. Fairchild is committed to combat this global problem and encourage our customers to do their part in stopping this practice by buying direct or from authorized distributors.

PRODUCT STATUS DEFINITIONS

Definition of Terms

Datasheet Identification	Product Status	Definition
Advance Information	Formative / In Design	Datasheet contains the design specifications for product development. Specifications may change in any manner without notice.
Preliminary	First Production	Datasheet contains preliminary data; supplementary data will be published at a later date. Fairchild Semiconductor reserves the right to make changes at any time without notice to improve design.
No Identification Needed	Full Production	Datasheet contains final specifications. Fairchild Semiconductor reserves the right to make changes at any time without notice to improve the design.
Obsolete	Not In Production	Datasheet contains specifications on a product that is discontinued by Fairchild Semiconductor. The datasheet is for reference information only.

Rev. 135