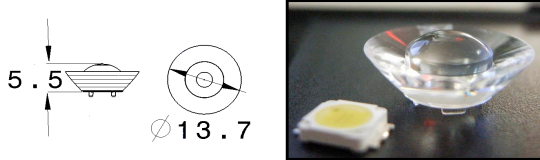



FEATURES AND PATTERN

Lenses for Nichia NS6 - 13 mm SERIES - Part number N-001

Lens Reference	DBM13A-30F-NS6W-1
Tested with LED	NICHIA NS6 white
HAD*	28 deg
Curve Type	FLAT
Lens Material	PMMA
Operating temperature	-40°C+90°C



*HAD = Half Angle Divergence

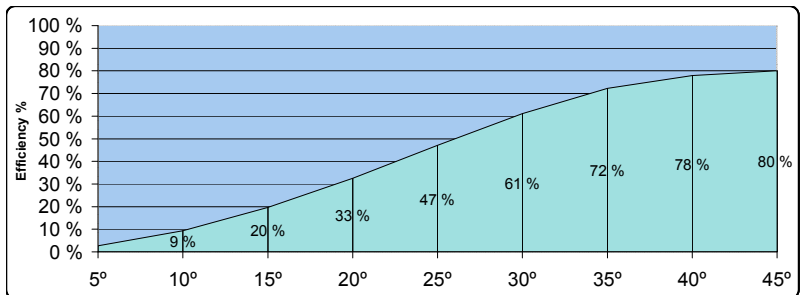


OPTICAL EFFICIENCY

Half Angle Divergence: **28 deg**

HAD Efficiency: **56 %**

Collection Efficiency: **90 %**

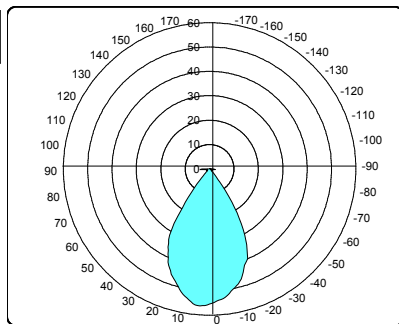


OUTPUT DISTRIBUTION

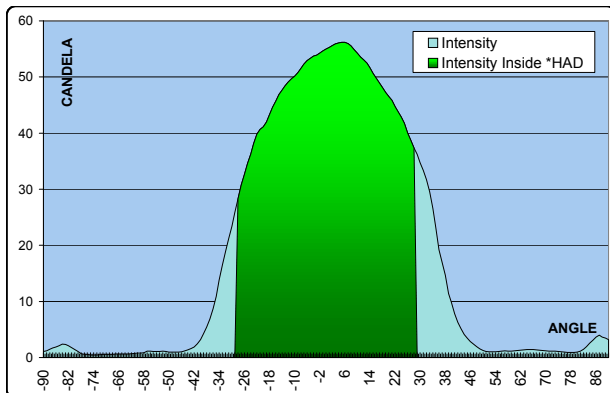
LED FLUX: 60 Lumens at 350 mA

POLAR GRAPHIC

Max intensity
56Cd



CARTESIAN GRAPHIC



ILLUMINANCE

LED FLUX: 60 Lumens at 350 mA

ILLUMINANCE VALUES AT VARIOUS DISTANCES

RANGE	1.0 m	2.0 m	3.0 m
ILLUMINANCE	55 Lux	14 Lux	6 Lux
MULTIPLICATOR RATE LED+LENS / LED ONLY	2.7 X		

