

3 LED Module (30 modules / string)

OVM12F3x7 Series

1 string	Length: 160 inches	Contains 30 modules
Unit Price = 1 module		

UL File E339817

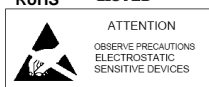
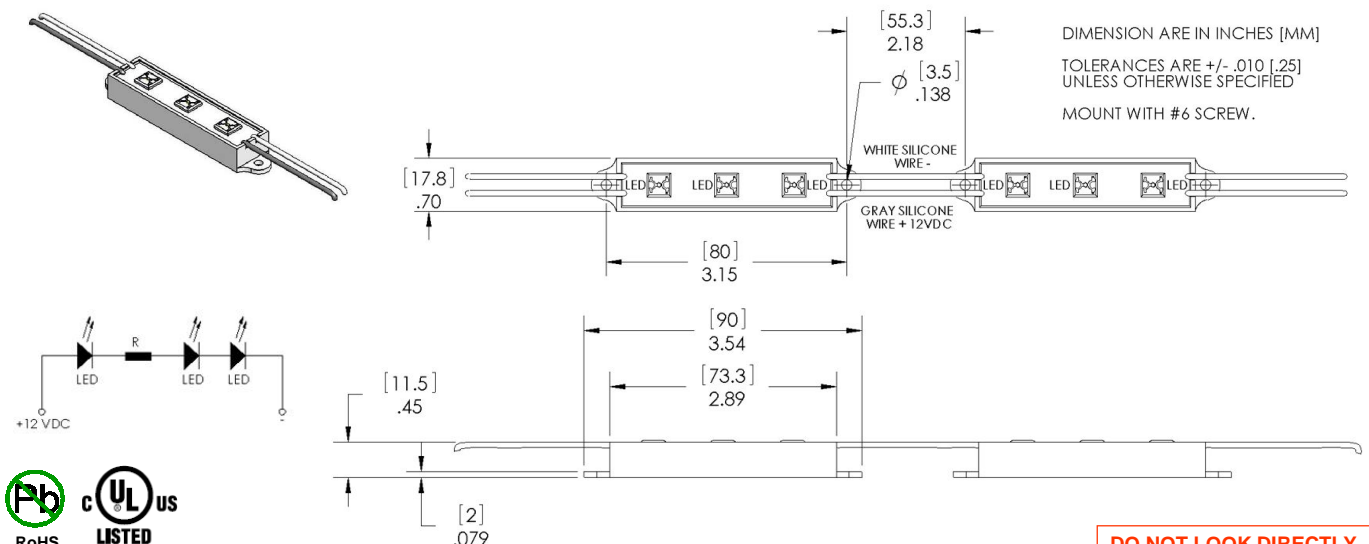


The **OVM12F3x7** is a versatile string of 30 LED modules for surface illumination creating decorative, special effects or channel letter applications. Response time is fast for instantaneous flashing lights and power consumption results in low power requirements from circuit power supply. Decorative applications include boats & motorcycles, boat houses & docks, residential under counter lighting & hidden ceiling lights, safety lights around steps and pools are just a few places to create an environment for fun and emotional moods.

Applications

- Mood-setting decoration and landscape lighting
 - Special decorative interior/exterior lighting
 - Special effects stage lighting
- Channel Letters & Signs
- Large Area Back-lighting
- High-lighting pedestrian and walkway areas

Part Number	Color	Beam Angle	Dominant Wavelength or CCT	Illumination (lux@0.5m) typ	IP Rating	Housing Material	Wire Gauge
OVM12F3R7	Red	120°	623 +/- 3 nm	20	67	ABS	AWG 20
OVM12F3Y7	Yellow		590 +/- 3 nm	18			
OVM12F3G7	Green		525 +/- 5 nm	14			
OVM12F3B7	Blue		470 +/- 5 nm	6			
OVM12F3W7	White		5000 to 7000 K	16			



DO NOT LOOK DIRECTLY AT LED WITH UNSHIELDED EYES OR DAMAGE TO RETINA MAY OCCUR.

OPTEK reserves the right to make changes at any time in order to improve design and to supply the best product possible.

3 LED Module (30 modules / string)

Absolute Maximum Ratings (T_A = 25° C unless otherwise noted)

Storage Temperature Range	-40 ~ +80 °C
Operating Temperature Range	-30 ~ +50 °C
Input Voltage	15 V
Power Dissipation	1.5 W
LED Junction Temperature	125 °C
Electrostatic Discharge Classification (JEDEC-JESD22-A114F)	Class 1C

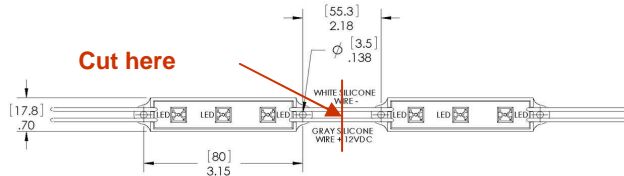
Notes:

1. Lead Solder time less than 10 seconds at temperature extreme.
2. No Heat sink is required if the string is operated at ambient temperature < 35°C. For long term performance the drive voltage at 12 V is recommended. Please contact an Optek sales representative for more information on recommended drive conditions.

Electrical & Mechanical Characteristics / module (T_A = 25° C unless otherwise noted)

SYMBOL	Notes	MIN	TYP	MAX	UNITS	CONDITIONS
Power Consumption	Red/Yellow Green/Blue/White		0.5 0.3	---	W	V _{DC} = 12 V
V _{DC}	Input Voltage	---	12	---	V	
Net Weight		---	16	---	g	Per module
λ _D	Dominant Wavelength	---	See chart			
2 Θ _½	50% Power Angle	----	120	----	deg	V _{DC} = 12 V

If an entire string is not required for the application, clip wires at mid-span.

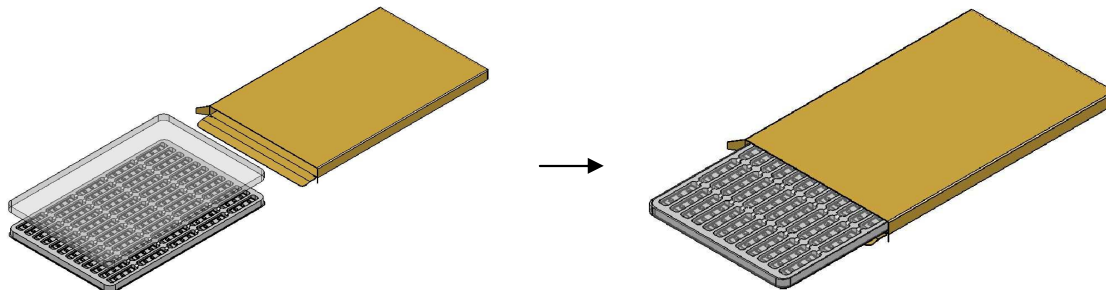


Modules can be secured onto a mounting surface with two #6 screws. Modules are waterproof and can be used outdoors. The installer is responsible for waterproofing the connection to the power source. The installer is also responsible for the use of an exterior approved power source.

Package Information:

1 tray contains 2 strings of 30 modules each.

Modules are packaged 60 per tray.



OPTEK reserves the right to make changes at any time in order to improve design and to supply the best product possible.