

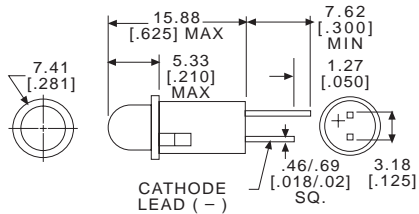
5mm

LED Panel Mount Indicator 5V or 12V Integral Resistor .250" Mounting Hole, Snap In Mounting

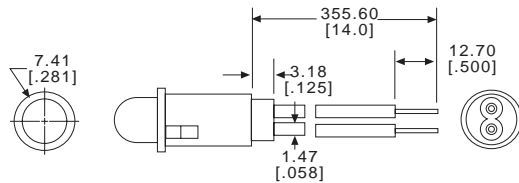
Dialight

559 Series

STRAIGHT TERMINALS – TERMINAL OPTION 1



24 AWG WIRE LEADS – TERMINAL OPTION 3 FOR 6" TERMINAL OPTION 7 FOR 14"



NOTE: WIRE LEAD COLORS RED (ANODE) & BLACK (CATHODE)

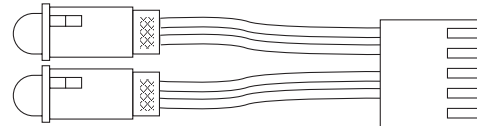
BENEFITS

- Available with a variety of LEDs
- Designed for quick positive insertions in panels from .787mm [.031] through 1.57mm [.062] thick. Recommended hole size from 6.32mm [.249] to 6.40mm [.252].
- Front panel mounting
- Uniform illumination
- Snap-in mounting requires no additional hardware
- IC compatible
- Housing meets UL94V-0
- High reliability - 100,000 hour life
- Black housing enhances LED contrast
- Straight terminals suitable for wire-wrapping

CUSTOM CAPABILITIES

Connectors and terminals can be added to wire leads

Example



Typical Operating Characteristics (T_A=25°C)

DIFFUSED LED

Part Number	Color	Termination Options	Peak Wavelength (nm)	I _v Typical (mcd)	V _f Volts (V)	I _f (mA)		Min Reverse Voltage	Viewing Angle 2Θ ^{1/2}	DC Forward Voltage	Temperature °C	
						Typ	Max				Operating	Storage
559-0102-00x	R	1,3,7	655	2	5	13	20	5	60	7.5	-40/+85	-55/+100
559-0103-00x	R	1,3,7	655	2	12	13	20	5	60	15	-40/+85	-55/+100
559-0202-00x	G	1,3,7	565	8	5	12	15	5	60	7.5	-20/+85	-55/+100
559-0203-00x	G	1,3,7	565	4	12	13	20	5	60	15	-20/+85	-55/+100
559-0302-00x	Y	1,3,7	583	8	5	10	15	5	60	7.5	-40/+85	-55/+100
559-0303-00x	Y	1,3,7	583	8	12	13	20	5	60	15	-40/+85	-55/+100

Absolute Maximum Ratings

COLOR CODES:

R Red
G Green
Y Yellow

PART NUMBER ORDERING CODE

5 5 9 - X X X X - 0 0 X

Series

Termination Option
1 = Straight Terminals
3 = 6" Wire Leads
7 = 14" Wire Leads