

REV.	DESCRIPTION	DATE	APPROVED
F	Added Note 4	06/19/09	T. Y.
G	Updated Note 4 with Table 3	07/27/10	T. Y.

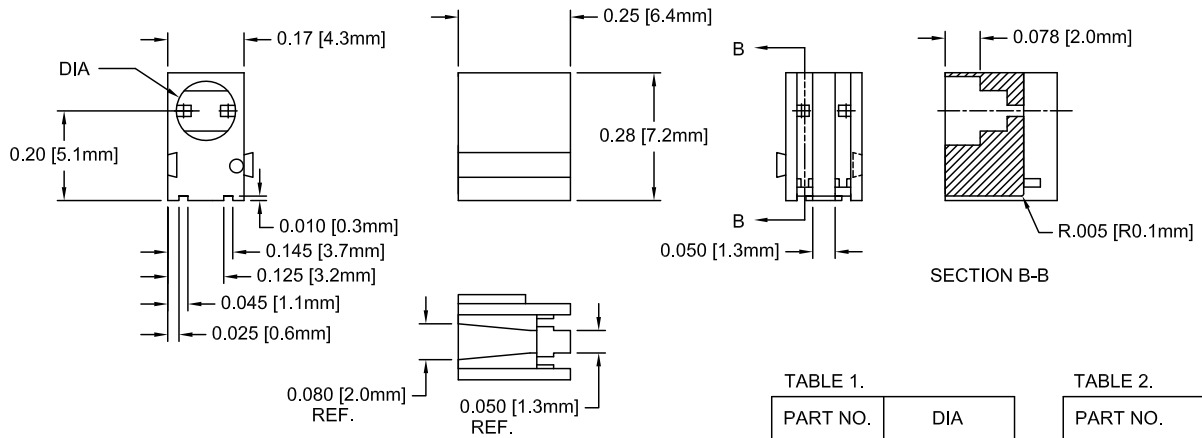


TABLE 1.

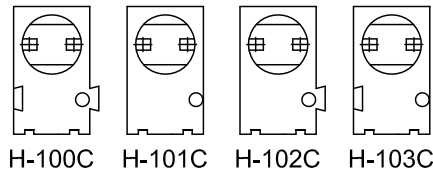
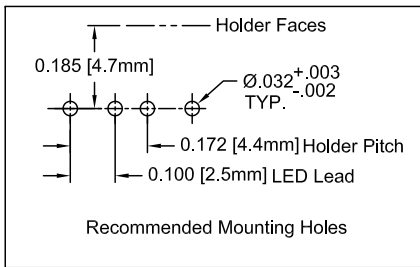
PART NO.	DIA
H-100C	.132 (3.4mm)
H-100C-1	.150 (3.8mm)
H-101C	.132 (3.4mm)
H-101C-1	.150 (3.8mm)
H-102C	.132 (3.4mm)
H-102C-1	.150 (3.8mm)
H-103C	.132 (3.4mm)
H-103C-1	.150 (3.8mm)

TABLE 2.

PART NO.	DIA
H-100C GF30	.132 (3.4mm)
H-101C GF30	.132 (3.4mm)
H-102C GF30	.132 (3.4mm)
H-103C GF30	.132 (3.4mm)

TABLE 3.

PART NO.	DIA
H-100C PPS	.132 (3.4mm)
H-101C PPS	.132 (3.4mm)
H-102C PPS	.132 (3.4mm)
H-103C PPS	.132 (3.4mm)



4. MATERIAL 3: POLYPHENYLENE SULFIDE, 94V-0, BLACK. BIVAR MATERIAL CODE 31-BK PHILLIPS RYTON R-4 02XT, 40% GLASS FILLED, 94V-0, BLACK. SEE TABLE 3.
3. MATERIAL 2: CRYSTALLINE POLYMER, (30% GLASS FILLED) 94V-0, BLACK. BIVAR MATERIAL CODE 56-BK. MODIFIED PLASTIC MPPS-FG30 BK, 30% GLASS FIBER. SEE TABLE 2.
2. MATERIAL 1: NYLON 6/6, 94V-0, BLACK. BIVAR MATERIAL CODE 22-BK. RTP POLYAMIDE NYLON 6/6, 0200 FR, BLACK OR MODIFIED PLASTICS MN6/6-SE BK. SEE TABLE 1.
1. GENERAL SPECIFICATIONS: BIVAR MOLDED COMPONENT SPECIFICATION BV00-E101.

STANDARD TOLERANCE (UNLESS OTHERWISE SPECIFIED)		 4 THOMAS, IRVINE, CA, 92618 TEL: (949) 951-8808 FAX: (949) 951-3974	
DECIMALS	ANGULAR		
.X ±.1	X° ±1°	<b>TITLE:</b> T-1 (3mm) LED HOLDER, 90° MOUNT, INTERLOCKING VARIABLE DIAMETER	
.XX ±.01			
.XXX ±.005		<b>REVISION:</b>	
DESIGNED BY: <b>Michael Chen</b>	DATE: <b>01/21/03</b>	<b>PART NO:</b> H-10XC-X	
CHECKED BY: <b>D. Green</b>	DATE: <b>01/21/03</b>	<b>CAGE CODE :</b> 32559 <b>SHEET #</b> 1 <b>OF</b> 1	
CAD GENERATED DOCUMENT, DO NOT MEASURE DRAWING.			