

Part Number: WP917CK/4EGWT

HIGH EFFICIENCY RED  
GREEN

### Features

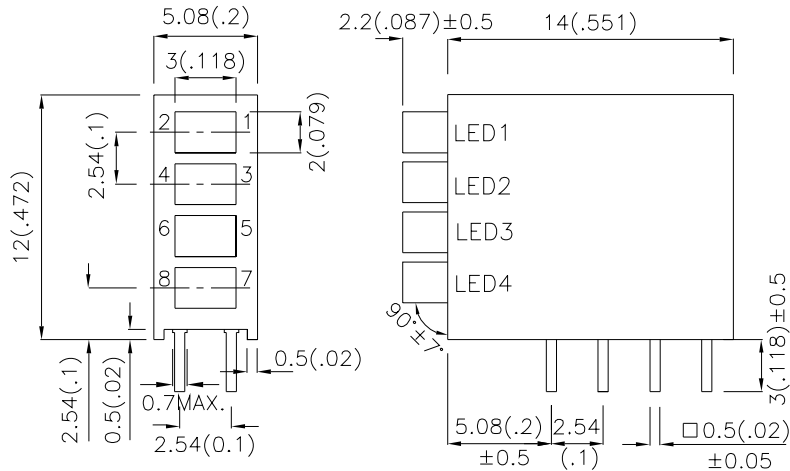
- UNIFORM LIGHT OUTPUT.
- SUITABLE FOR LEVEL INDICATOR.
- LOW POWER CONSUMPTION.
- I.C. COMPATIBLE.
- LONG LIFE - SOLID STATE RELIABILITY.
- UL RATING :94V-0.
- HOUSING MATERIAL : TYPE 66 NYLON.
- RoHS COMPLIANT.

### Description

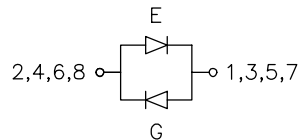
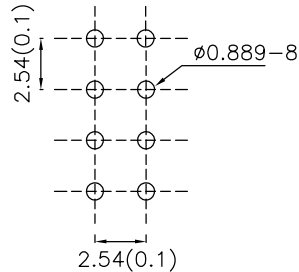
The High Efficiency Red source color devices are made With Gallium Arsenide Phosphide on Gallium Phosphide Orange Light Emitting Diode.

The Green source color devices are made with Gallium Phosphide Green Light Emitting Diode.

### Package Dimensions



### RECOMMENDED PCB LAYOUT



### Notes:

1. All dimensions are in millimeters (inches).
2. Tolerance is  $\pm 0.25(0.01)$  unless otherwise noted.
3. Lead spacing is measured where the leads emerge from the package.
4. Specifications are subject to change without notice.



## Selection Guide

Part No.	Dice	Lens Type	Iv (mcd) [2] @ 20mA		Viewing Angle [1]
			Min.	Typ.	2θ1/2
WP917CK/4EGWT	HIGH EFFICIENCY RED (GaAsP/GaP)	WHITE DIFFUSED	4	10	100°
	GREEN (GaP)		4	10	

Note:

1. 01/2 is the angle from optical centerline where the luminous intensity is 1/2 the optical centerline value.
2. Luminous Intensity / Luminous Flux: +/-15%.

## Electrical / Optical Characteristics at TA=25°C

Symbol	Parameter	Device	Typ.	Max.	Units	Test Conditions
$\lambda_{peak}$	Peak Wavelength	High Efficiency Red Green	627 565		nm	I <sub>F</sub> =20mA
$\lambda_D$ [1]	Dominant Wavelength	High Efficiency Red Green	625 568		nm	I <sub>F</sub> =20mA
$\Delta\lambda_{1/2}$	Spectral Line Half-width	High Efficiency Red Green	45 30		nm	I <sub>F</sub> =20mA
C	Capacitance	High Efficiency Red Green	15 15		pF	V <sub>F</sub> =0V;f=1MHz
V <sub>F</sub> [2]	Forward Voltage	High Efficiency Red Green	2.0 2.2	2.5 2.5	V	I <sub>F</sub> =20mA

Notes:

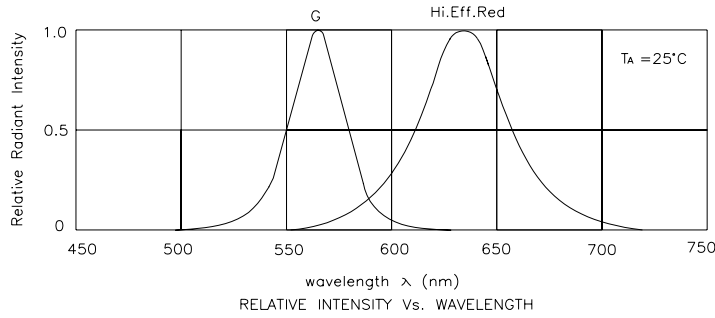
1. Forward Voltage: +/-0.1V
2. Wavelength: +/-1nm

## Absolute Maximum Ratings at TA=25°C

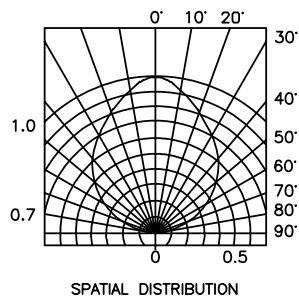
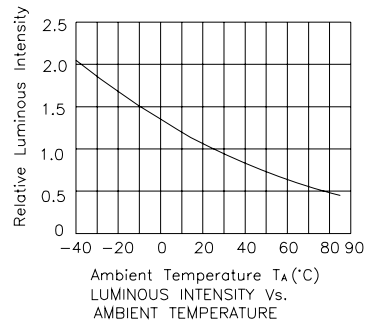
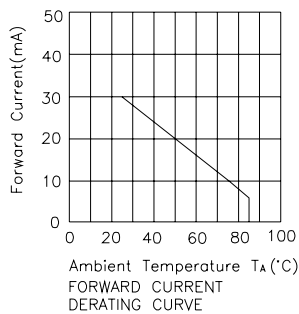
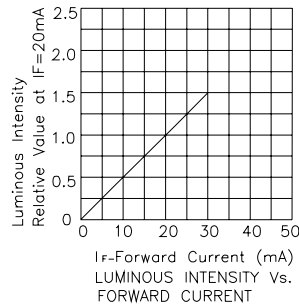
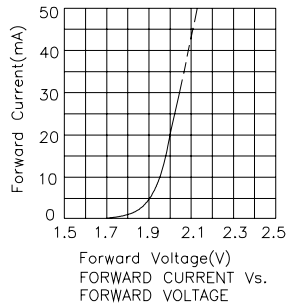
Parameter	High Efficiency Red	Green	Units
Power dissipation	75	62.5	mW
DC Forward Current	30	25	mA
Peak Forward Current [1]	160	140	mA
Operating/storage Temperature	-40°C To +85°C		
Lead Solder Temperature [2]	260°C For 3 Seconds		
Lead Solder Temperature [3]	260°C For 5 Seconds		

Notes:

1. 1/10 Duty Cycle, 0.1ms Pulse Width.
2. 2mm below package base.
3. 5mm below package base.

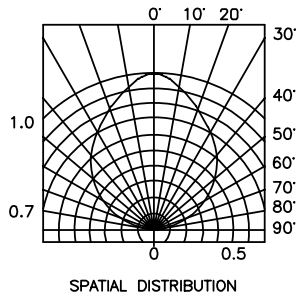
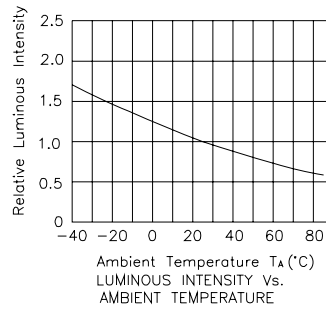
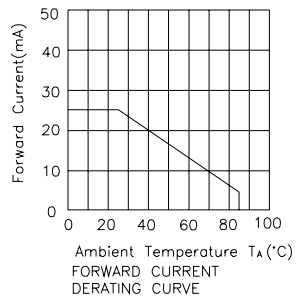
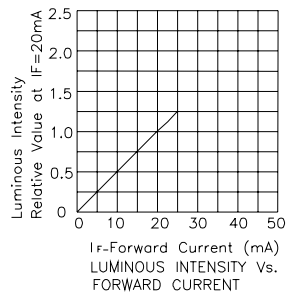
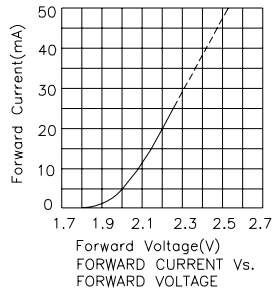


## L-937EGW High Efficiency Red



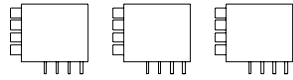
# Kingbright

Green




**PACKING & LABEL SPECIFICATIONS**

**WP917CK/4EGWT**



66PCS / IC TUBE




660pcs / 10pcs IC TUBE



OUTSIDE LABEL

7.92 K / 10# BOX

<b>Kingbright</b>				
Q.C.	<table border="1"> <tr> <td style="text-align: center;">QC</td> </tr> <tr> <td style="text-align: center;">xx xx xxxx</td> </tr> <tr> <td style="text-align: center;">PASSED</td> </tr> </table>	QC	xx xx xxxx	PASSED
QC				
xx xx xxxx				
PASSED				
TYPE NO : WP917CK/4XXX				
QUANTITY : 660 pcs				
S/N : XXX	CODE: XXXX			
LOT NO 				
MADE IN CHINA	RoHS Compliant			