



Micro Commercial Components

Micro Commercial Components
 20736 Marilla Street Chatsworth
 CA 91311
 Phone: (818) 701-4933
 Fax: (818) 701-4939

MJD127

Silicon PNP epitaxial planer Transistors

Features

- Lead Free Finish/RoHS Compliant ("P" Suffix designates RoHS Compliant. See ordering information)
- Case Material:Molded Plastic. UL Flammability Classification Rating 94V-0 and MSL Rating 1
- High DC Current Gain
- Electrically similar to popular TIP 127
- Built-in a damper diode at E-C
- Maximum Thermal Resistance: 83.3°C/W Junction to Ambient

Maximum Ratings @ 25°C Unless Otherwise Specified

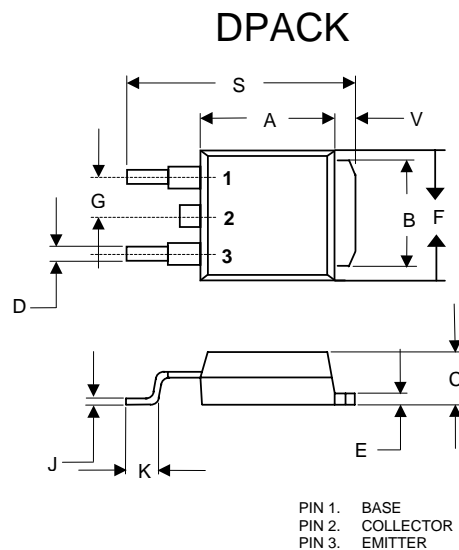
Symbol	Rating	Rating	Unit
V _{CEO}	Collector-Emitter Voltage	-100	V
V _{CBO}	Collector-Base Voltage	-100	V
V _{EBO}	Emitter-Base Voltage	-5	V
I _C	Collector Current-Continuous	-8	A
P _C	Collector Dissipation	1.5	W
T _J	Operating Junction Temperature	150	°C
T _{STG}	Storage Temperature	-55 to +150	°C

Electrical Characteristics @ 25°C Unless Otherwise Specified

Symbol	Parameter	Min	Typ	Max	Units
V _{(BR)CEO}	Collector-Emitter Breakdown Voltage (I _C =-30mA, I _E =0)	-100	---	---	Vdc
V _{(BR)CBO}	Collector-Base Breakdown Voltage (I _C =-1mA, I _E =0)	-100	---	---	Vdc
V _{(BR)EBO}	Collector-Emitter Breakdown Voltage (I _E =-1mA, I _C =0)	-5	---	---	Vdc
I _{CBO}	Collector Cutoff Current (V _{CB} =-100Vdc, I _E =0)	---	---	-10	nAdc
I _{CEX}	Collector emitter cutoff Current (V _{CB} =-100Vdc, V _{BE(off)} =1.5V)	---	---	-10	nAdc
I _{EBO}	Emitter Cutoff Current (V _{EB} =-5Vdc, I _C =0)	---	---	-2	nAdc
h _{FE}	DC Current Gain (I _C =-4Adc, V _{CE} =-4Vdc) (I _C =-8Adc, V _{CE} =-4Vdc)	1000	---	12000	
V _{CE(sat)}	Collector-Emitter Saturation Voltage (I _C =-4Adc, I _B =-16mA) (note 1) (I _C =-8Adc, I _B =-80mA)(note 1)	---	---	-2 -4	Vdc
V _{BE(sat)}	Base-Emitter Saturation Voltage (I _C =-8Adc, I _E =-80mA) (note 1)	---	---	-4.5	Vdc
V _{BE}	Base-Emitter Saturation Voltage (I _C =-4Adc, V _{CE} =-4Vdc) (note 1)	---	---	-2.8	Vdc
C _{ob}	Output Capacitance (V _{CB} =-10Vdc, f=0.1MHz, I _E =0)	---	---	300	pF

Note:

1.Pulse Test: Pulse Width≤380μs, Duty Cycle≤2%



DIM	DIMENSIONS				NOTE
	INCHES		MM		
A	0.235	0.245	5.97	6.22	
B	0.205	0.215	5.21	5.46	
C	0.086	0.094	2.19	2.38	
D	0.025	0.035	0.64	0.89	
E	0.035	0.045	0.99	1.14	
F	0.250	0.265	6.35	6.73	
G	0.090		2.28		
J	0.018	0.023	0.48	0.58	
K	0.020	---	0.51	---	
S	0.370	0.410	9.40	10.42	
V	0.035	0.050	0.88	1.27	

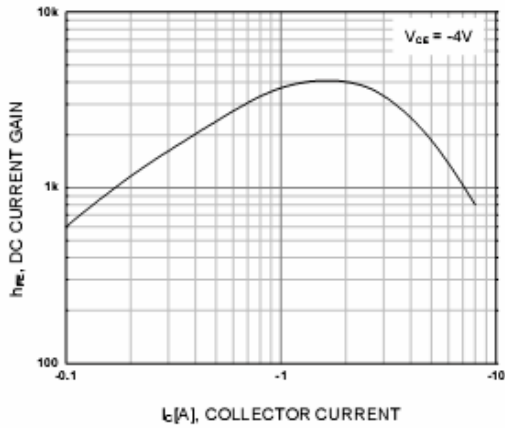


Figure 1. DC current Gain

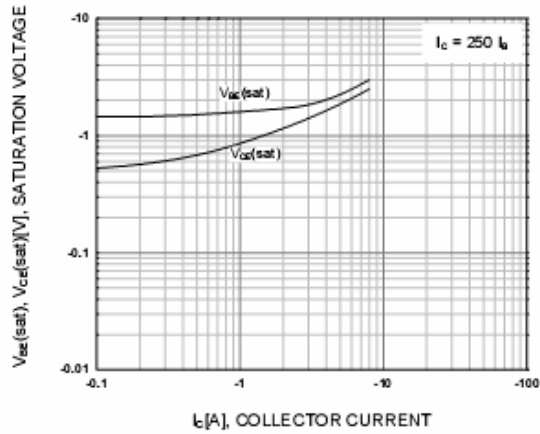


Figure 2. Base-Emitter Saturation Voltage
Collector-Emitter Saturation Voltage

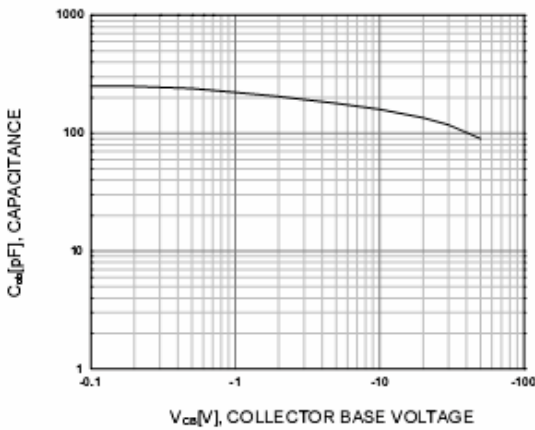


Figure 3. Collector Output Capacitance

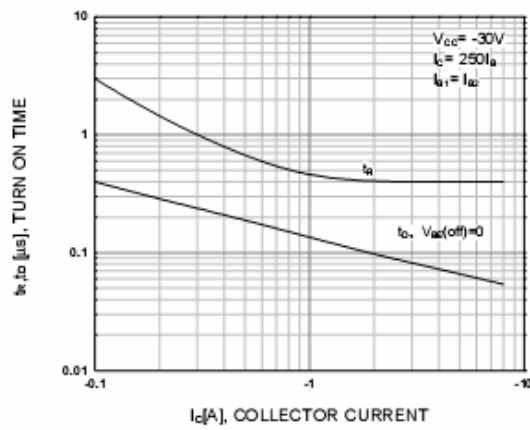


Figure 4. Turn On Time

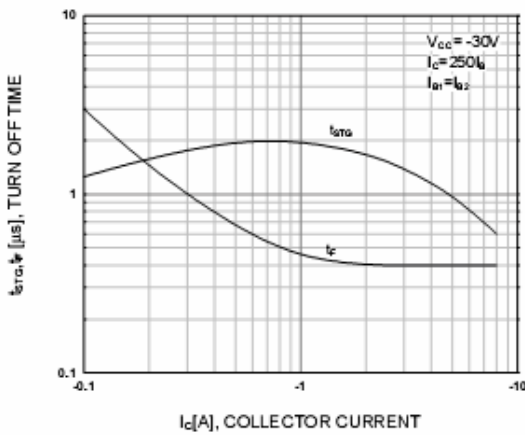


Figure 5. Turn Off Time




Figure 6. Safe Operating Area



Micro Commercial Components

Ordering Information

Device	Packing
(Part Number)-TP	Tape&Reel;2.5Kpcs/Reel

*****IMPORTANT NOTICE*****

Micro Commercial Components Corp. reserves the right to make changes without further notice to any product herein to make corrections, modifications , enhancements , improvements , or other changes .
Micro Commercial Components Corp. does not assume any liability arising out of the application or use of any product described herein; neither does it convey any license under its patent rights ,nor the rights of others . The user of products in such applications shall assume all risks of such use and will agree to hold *Micro Commercial Components Corp.* and all the companies whose products are represented on our website, harmless against all damages.

*****LIFE SUPPORT*****

MCC's products are not authorized for use as critical components in life support devices or systems without the expresse written approval of Micro Commercial Components Corporation.

www.mccsemi.com