

Customer Information Sheet

DRAWING No.: M80-866XXXX

SHEET 2 OF 2

IF IN DOUBT - ASK

(C)

NOT TO SCALE

THIRD ANGLE PROJECTION

ALL DIMENSIONS IN mm

SPECIFICATIONS:

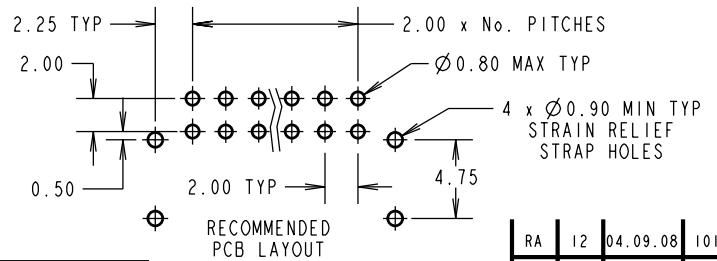
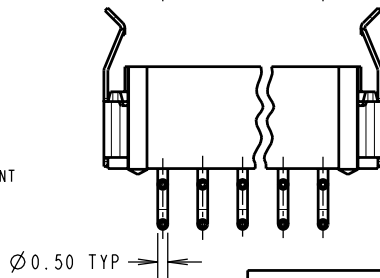
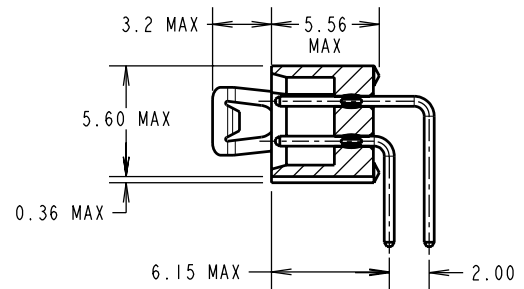
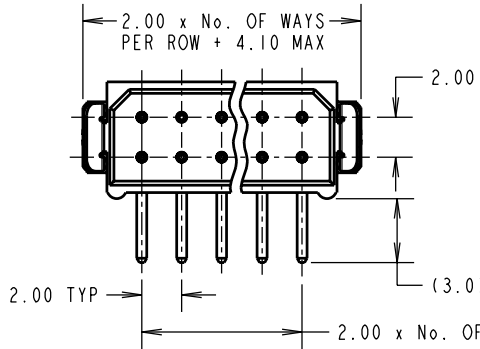
MATERIAL:
 MOULDING = GLASS-FILLED POLYESTER,
 UL94V-0, BLACK
CONTACTS = PHOSPHOR BRONZE
LATCHES = BERYLLIUM COPPER

FINISH:
CONTACTS:
 05 = 0.75µ GOLD
 22 = 0.75µ GOLD ON CONTACT AREA,
 3.0µ 90/10 TIN/LEAD ON TAILS
LATCH = 1.25µ NICKEL

ELECTRICAL:
 CURRENT RATING (25°C) = 3.0A MAX.
 CURRENT RATING (85°C) = 2.2A MAX.
 WORKING VOLTAGE = 120V AC/DC
 VOLTAGE PROOF = 360V AC/DC
CONTACT RESISTANCE:
 INITIAL = 20 mΩ MAX.
 AFTER CONDITIONING = 25 mΩ MAX.
INSULATION RESISTANCE:
 INITIAL = 1000 MΩ MIN.
 AFTER CONDITIONING = 100 MΩ MIN.

MECHANICAL:
 DURABILITY = 500 OPERATIONS
ENVIRONMENTAL:
 TEMPERATURE RANGE = -55°C TO +125°C
PACKING:
 TUBE

FOR COMPLETE SPECIFICATION, SEE COMPONENT SPECIFICATION C005XX (LATEST ISSUE)



- NOTES:**
- 2-OFF STRAIN RELIEF STRAPS M80-0030006 ARE INCLUDED WITH THIS CONNECTOR.
 - FOR RoHS COMPLIANT EQUIVALENT PRODUCT USE M80-851XXXX CONNECTORS.

BRITISH STANDARD ORDER CODE:
B5743-2XX-M-L-X

TOTAL No. OF WAYS: 04, 06, 08, 10, 12, 14, 16, 18, 20, 26, 34, 44

FINISH:
 1 = SELECTIVE GOLD + TIN/LEAD
 3 = GOLD

ORDER CODE:
M80-866XXXX

TOTAL No. OF WAYS: 04, 06, 08, 10, 12, 14, 16, 18, 20, 26, 34, 44

FINISH:
 05 = GOLD
 22 = SELECTIVE GOLD & TIN/LEAD

| | | | |
|----------------|------|--------------|--------|
| RA | 12 | 04.09.08 | 10127 |
| NAME | ISS. | DATE | C/NOTE |
| APPROVED: | | R. ADDE | |
| CHECKED: | | M.G. PLESTED | |
| DRAWN: | | K. SHIER | |
| CUSTOMER REF.: | | | |
| ASSEMBLY DRG: | | | |

HARWIN

HARWIN USA
 TEL: 603 893 5376
 FAX: 603 893 5396
 mis@harwin.com

HARWIN Europe (UK)
 TEL: 023 9231 4545
 FAX: 023 9231 4590
 mis@harwin.co.uk

HARWIN Asia
 TEL: +65 6 779 4909
 FAX: +65 6 779 3868
 mis@harwin.com.sg

THIS DRAWING AND ANY INFORMATION OR DESCRIPTIVE MATTER SET OUT HEREON ARE CONFIDENTIAL AND COPYRIGHT PROPERTY OF THE HARWIN GROUP AND MUST NOT BE DISCLOSED, LOANED, COPIED OR USED FOR MANUFACTURING, TENDERING OR FOR ANY OTHER PURPOSE WITHOUT THEIR WRITTEN PERMISSION.

TOLERANCES
 X. = ±1mm
 X.X = ±0.25mm
 X.XX = ±0.10mm
 X.XXX = ±0.01mm
ANGLES = ±5°
 UNLESS STATED

MATERIAL:
 SEE ABOVE

FINISH:
 SEE ABOVE

S/AREA: mm²

TITLE: DATAMATE DIL
 HORIZONTAL MALE PC TAIL
 ASSEMBLY - LATCHED

DRAWING NUMBER:
M80-866XXXX

SHT 2 OF 2