




HC-DD 72-ESTC-144

Order No.: 1674749



<http://eshop.phoenixcontact.de/phoenix/treeViewClick.do?UID=1674749>

HEAVYCON male insert, DD72 series, 72-pos., crimp connection, numbering from 73-144

Commercial data		Product notes
GTIN (EAN)	 4 017918 144661	WEEE/RoHS-compliant since: 03/01/2006 
Note	Made-to-order	http://www.download.phoenixcontact.com Please note that the data given here has been taken from the online catalog. For comprehensive information and data, please refer to the user documentation. The General Terms and Conditions of Use apply to Internet downloads.
sales group	D005	
Pack	10 pcs.	
Customs tariff	85366990	
Catalog page information	Page 361 (PC-2007)	

Technical data	
General data	
Note	For HEAVYCON ADVANCE housing of B16 type and HEAVYCON housing of B32 type, crimp contacts CK 1,6-ED (crimp contacts not included in the scope of supply). Plug-in connections may only be operated only when there is no load/voltage.
Connection method	Crimp connection

Ambient temperature (operation)	-40 °C ... 125 °C (including heating up of contacts)
Pollution degree	3
Surge voltage category	III
Constructional and testing regulations	DIN VDE 0627/86 DIN VDE 0110/02.79 DIN VDE 0110-1/04.97 IEC 60664-1, DIN IEC 60512 IEC 60352
Number of positions	72
Insertion/withdrawal cycles	≥ 500
Design	DD72
Connection in acc. with standard	IEC / EN
Conductor cross-section	0.14 mm ² ... 2.5 mm ²
Connection cross-section AWG	26 ... 14
Stripping length of the individual wire	8 mm 6 mm (2.5 mm ²)
Assembly instructions	-Housing heights with h ≥ 72 mm are recommended in the case of a large number of wires.-Use of HC-CST (1676857) keying pins and HC-CBU (1676860) coding sockets has been prescribed.

Material data

Inflammability class acc. to UL 94	V0
Contact material	Copper alloy
Contact surface material	Ag (alternatively Au)
Contact carrier material	PA

Electrical characteristics

Rated voltage (III/3)	250 V
Rated surge voltage	4 kV
Rated current	10 A

Certificates / Approvals



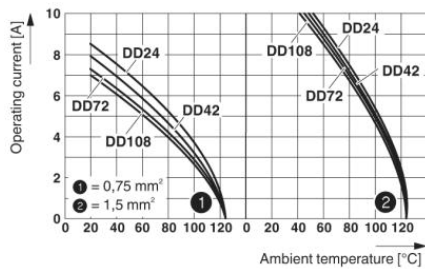
Certification GOST

Accessories

Item	Designation	Description
General		
1644326	HC-B-3PE	PE multiplier, for three PE connections, for HC-B (besides HC-B..E..ZZ) / HC-BB / HC-DD / HC-D40 / HC-D64 contact inserts
1604997	HC-B-PES	PE screw, for contact inserts HC-B / HC-BB / HC-DD / HC-D40 / HC-D64
1685327	HC-B-ZG	Strain relief clamps contact inserts of series: B-, BB-, D 40, D 64, DD and HV, straight cable exit
1685330	HC-B-ZS	Strain relief clamps contact inserts of series: B-, BB-, D 40, D 64, DD and HV, lateral cable exit
1772722	HC-CB	Coding pin, prevents mismatching of up to six plug connectors with an identical number of positions
1676860	HC-CBU	Keying socket for coding up to 16 plug connectors
1676857	HC-CST	Keying peg for coding up to 16 plug connectors

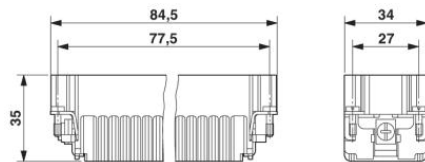
Diagrams/Drawings

Diagram



Derating diagram

Dimensioned drawing




Mounting cut-out

Male insert

Schematic diagram

Connector pin assignment, connection side



Address

PHOENIX CONTACT Inc., USA
586 Fulling Mill Road
Middletown, PA 17057, USA
Phone (800) 888-7388
Fax (717) 944-1625
<http://www.phoenixcon.com>



© 2010 Phoenix Contact
Technical modifications reserved;