


HC-B 24-ESTZ-48

Order No.: 1647475




<http://eshop.phoenixcontact.de/phoenix/treeViewClick.do?UID=1647475>

HEAVYCON male insert, B24 series, 24-pos., spring-cage connection, numbering 25 - 48

Commercial data	
GTIN (EAN)	
sales group	D000
Pack	1 pcs.
Customs tariff	85369010
Catalog page information	Page 433 (PC-2009)

Product notes

WEEE/RoHS-compliant since:
09/21/2006



<http://www.download.phoenixcontact.com>
Please note that the data given here has been taken from the online catalog. For comprehensive information and data, please refer to the user documentation. The General Terms and Conditions of Use apply to Internet downloads.

Technical data	
General data	
Note	For HEAVYCON-ADVANCE housing of B24 type and HEAVYCON housing of B24/B48 type
Connection method	Spring-cage connection
Ambient temperature (operation)	-40 °C ... 125 °C (including heating up of contacts)
Pollution degree	3

Surge voltage category	III
Number of positions	24
Insertion/withdrawal cycles	≥ 500
Design	B24
Conductor cross-section	0.14 mm ² ... 2.5 mm ²
Connection cross-section AWG	26 ... 14
Stripping length of the individual wire	8 mm +-1 mm
Connection	For housings of type B16/B32. Connectors may only be actuated when there is no load/voltage.

Material data

Inflammability class acc. to UL 94	V0
Contact material	Copper alloy
Contact surface material	Ag
Contact carrier material	PC

Electrical characteristics

Rated voltage (III/3)	500 V
Rated surge voltage	6 kV
Rated current	16 A

Certificates / Approvals



Certification CUL, UL

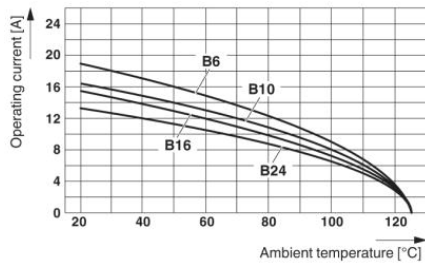
Accessories

Item	Designation	Description
General		
1586141	HC-B 24-ANDOCK	Docking frame for racks, for contact inserts of B24 type, with four M5 flat headed screws, rack balance x/y axis +- 1.5 mm
1644326	HC-B-3PE	PE multiplier, for three PE connections, for HC-B (besides HC-B..E..ZZ) / HC-BB / HC-DD / HC-D40 / HC-D64 contact inserts
1604997	HC-B-PES	PE screw, for contact inserts HC-B / HC-BB / HC-DD / HC-D40 / HC-D64

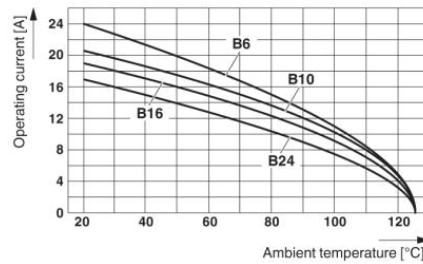
1685327	HC-B-ZG	Strain relief clamps contact inserts of series: B-, BB-, D 40, D 64, DD and HV, straight cable exit
1685330	HC-B-ZS	Strain relief clamps contact inserts of series: B-, BB-, D 40, D 64, DD and HV, lateral cable exit
1772722	HC-CB	Coding pin, prevents mismatching of up to six plug connectors with an identical number of positions
1676860	HC-CBU	Keying socket for coding up to 16 plug connectors
1676857	HC-CST	Keying peg for coding up to 16 plug connectors
1660944	HC-SMP 150-B24-AMQ	HEAVYCON connector assembly frame with panel mounting base with double locking latch, for contact inserts of type B24
1687985	HC-SMR-B24	HEAVYCON connector assembly frame, for contact inserts of type B24

Diagrams/Drawings

Diagram

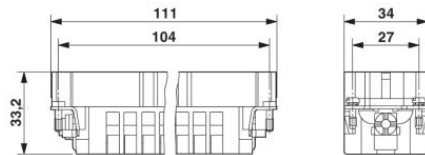


The illustration shows the derating diagram of various series B contact inserts (B6 to B24), conductor cross section 1.5 mm²

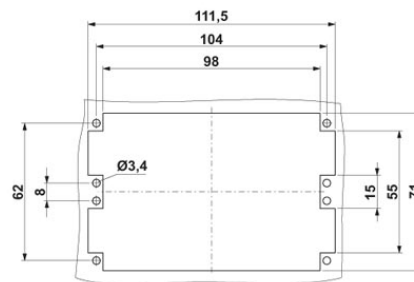


The illustration shows the derating diagram of various series B contact inserts (B6 to B24), conductor cross section 2.5 mm²

Dimensioned drawing




Male insert



Panel cutout

Schematic diagram

Connector pin assignment, connection side



Address

PHOENIX CONTACT Deutschland GmbH
Flachsmarktstr. 8
32825 Blomberg, Germany
Phone +49 5235 3 12000
Fax +49 5235 3 41200
<http://www.phoenixcontact.de>



© 2010 Phoenix Contact
Technical modifications reserved;