


# HC-DD 24-ESTC

Order No.: 1674668


The illustration shows a combination of versions HC-DD 24-EBUC and HC-DD 24-ESTC



<http://eshop.phoenixcontact.de/phoenix/treeViewClick.do?UID=1674668>

HEAVYCON male insert, DD24 series, 24-pos., crimp connection

## Commercial data

GTIN (EAN)	 4 017918 144920
Note	Made-to-order
sales group	D005
Pack	10 pcs.
Customs tariff	85366990
Catalog page information	Page 360 (PC-2007)

## Product notes

WEEE/RoHS-compliant since:  
02/17/2006



<http://www.download.phoenixcontact.com>  
Please note that the data given here has been taken from the online catalog. For comprehensive information and data, please refer to the user documentation. The General Terms and Conditions of Use apply to Internet downloads.

## Technical data

### General data

Note	For HEAVYCON ADVANCE and HEAVYCON housing of B6 type, crimp contacts CK 1,6-ED (crimp contacts not included in the scope of supply). Plug-in connections may only be operated only when there is no load/voltage.
Connection method	Crimp connection
Ambient temperature (operation)	-40 °C ... 125 °C (including heating up of contacts)
Pollution degree	3
Surge voltage category	III

Constructional and testing regulations	DIN VDE 0627/86
	DIN VDE 0110/02.79
	DIN VDE 0110-1/04.97
	IEC 60664-1, DIN IEC 60512
	IEC 60352
Number of positions	24
Insertion/withdrawal cycles	≥ 500
Design	DD24
Connection in acc. with standard	IEC / EN
Conductor cross-section	0.14 mm <sup>2</sup> ... 2.5 mm <sup>2</sup>
Connection cross-section AWG	26 ... 14
Stripping length of the individual wire	8 mm
	6 mm (2.5 mm <sup>2</sup> )
Assembly instructions	- Housing heights of $h \geq 72$ mm are recommended when there is a high number of wires.- Use of HC-CST (1676857) keying pins and HC-CBU (1676860) keying sockets has been prescribed.
Connection	Connectors may be plugged in only when there is no load/voltage.

#### Material data

Inflammability class acc. to UL 94	V0
Contact material	Copper alloy
Contact surface material	Ag (alternatively Au)
Contact carrier material	PA

#### Electrical characteristics

Rated voltage (III/3)	250 V
Rated surge voltage	4 kV
Rated current	10 A

#### Certificates / Approvals



Certification

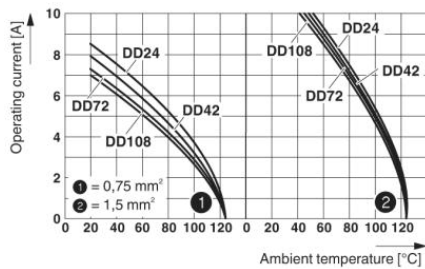
GOST

**Accessories**

Item	Designation	Description
<b>General</b>		
1644326	HC-B-3PE	PE multiplier, for three PE connections, for HC-B (besides HC-B..E..ZZ) / HC-BB / HC-DD / HC-D40 / HC-D64 contact inserts
1604997	HC-B-PES	PE screw, for contact inserts HC-B / HC-BB / HC-DD / HC-D40 / HC-D64
1685327	HC-B-ZG	Strain relief clamps contact inserts of series: B-, BB-, D 40, D 64, DD and HV, straight cable exit
1685330	HC-B-ZS	Strain relief clamps contact inserts of series: B-, BB-, D 40, D 64, DD and HV, lateral cable exit
1772722	HC-CB	Coding pin, prevents mismatching of up to six plug connectors with an identical number of positions
1676860	HC-CBU	Keying socket for coding up to 16 plug connectors
1676857	HC-CST	Keying peg for coding up to 16 plug connectors
1687998	HC-SMR-2B 6	HEAVYCON connector assembly frame, for two contact inserts of type B6

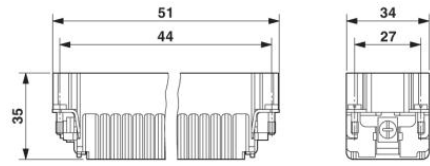
**Diagrams/Drawings**

Diagram

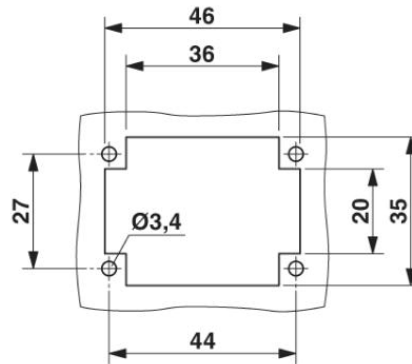


Derating diagram

Dimensioned drawing



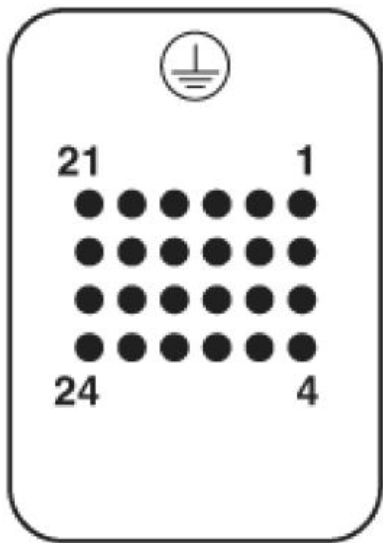
Male insert



Panel cutout

Schematic diagram

Connector pin assignment, connection side



**Address**

PHOENIX CONTACT Inc., USA  
586 Fulling Mill Road  
Middletown, PA 17057, USA  
Phone (800) 888-7388  
Fax (717) 944-1625  
<http://www.phoenixcon.com>



© 2010 Phoenix Contact  
Technical modifications reserved;