



# HC-M-EMV-ST/3-9,5

Order No.: 1636088



<http://eshop.phoenixcontact.de/phoenix/treeViewClick.do?UID=1636088>

HEAVYCON EMC connector, male insert, 4-pos., to connect shielded conductors with 4-9 mm external conductor diameter

Commercial data		Product notes
GTIN (EAN)	 4 017918 962920	WEEE/RoHS-compliant since: 09/03/2007 
sales group	D046	<a href="http://www.download.phoenixcontact.com">http://www.download.phoenixcontact.com</a> Please note that the data given here has been taken from the online catalog. For comprehensive information and data, please refer to the user documentation. The General Terms and Conditions of Use apply to Internet downloads.
Pack	1 pcs.	
Customs tariff	85369010	
Catalog page information	Page 460 (PC-2009)	

Technical data	
Electrical characteristics	
Note	The potential of the EMC plug connector housing is isolated from the potential of the heavy plug connector.
	For CK 1,6...ED... crimp contacts (note in scope of delivery)
	Clamps for the clamping range of 4 mm - 6 mm and 6 mm - 9 mm

Rated voltage (III/3)	50 V
Rated current	10 A
Rated surge voltage	0.8 kV
Ambient temperature (operation)	-40 °C ... 85 °C
Number of positions	4

**Mechanical characteristics**

Conductor cross-section	0.14 mm <sup>2</sup> ... 2.5 mm <sup>2</sup>
Connection cross-section AWG	26 ... 14
Stripping length of the individual wire	8 mm (6 mm (for 2.5 mm <sup>2</sup> ))
External cable diameter	4 mm ... 9 mm
Wire diameter including insulation	2.4 mm
Insertion/withdrawal cycles	≥ 500

**General characteristics**

Connection method	Crimp connection
Inflammability class acc. to UL 94	V0
Pollution degree	3
Surge voltage category	III
Assembly instructions	Housing height ≥ 72 mm. Plug-in connections may only be operated only when there is no load/voltage.

**Material data**

Contact material	Copper alloy
Contact surface material	Ag (alternatively Au)
Contact carrier material	PC

**Certificates / Approvals**



Certification CUL, UL

**Accessories**

Item	Designation	Description
------	-------------	-------------

**Contact carriers**

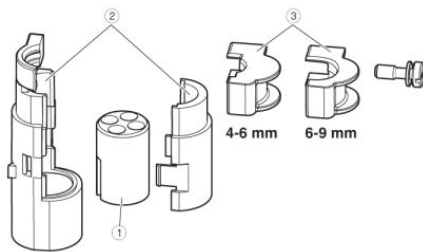
1678567	HC-M-EMV-MOD-ST	HEAVYCON contact insert module, series M EMV (EMC), male, 2-pos., for HC-M-EMV male contacts
---------	-----------------	--

**General**

1884869	VC-EW 1,6	Contact removal tool, for turned and rolled CK- 1.6-... contacts
---------	-----------	--

**Diagrams/Drawings**

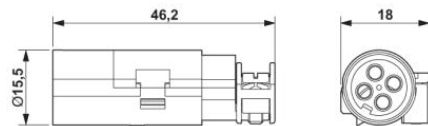
Functional drawing



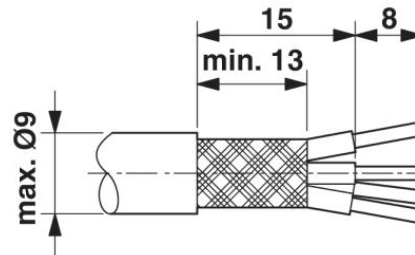
**Assembly instructions:**

Strip off the cable as shown. Pull the braided shield over the cable sheath and fasten using the shrink sleeve. Mount the contact carrier in the EMC connector and position the metal half-shells. Crimp the wires using crimp contacts and snap in the contacts into the contact carrier (ensure correct position assignment). Mount the clamp and snap the EMC connector into the EMC module. Finally, place the module into the hinged retaining frame.

Dimensioned drawing



Male insert



Stripping specifications

**Address**

PHOENIX CONTACT Deutschland GmbH  
Flachsmarktstr. 8  
32825 Blomberg, Germany  
Phone +49 5235 3 12000  
Fax +49 5235 3 41200  
<http://www.phoenixcontact.de>



© 2010 Phoenix Contact  
Technical modifications reserved;