

HC-HV 3-EBUS

Order No.: 1773323


The illustration shows a combination of versions HC-HV -3-EBUC, -3-EBUS, -3-ESTC and -3-ESTS



<http://eshop.phoenixcontact.de/phoenix/treeViewClick.do?UID=1773323>

HEAVYCON female insert, for 690 V(III/3), with 3 N/O contacts and 2 switching contacts, screw connection

Commercial data

GTIN (EAN)	
sales group	D006
Pack	10 pcs.
Customs tariff	85366990
Catalog page information	Page 201 (PC-2005)

Product notes

WEEE/RoHS-compliant since:
03/01/2006



<http://www.download.phoenixcontact.com>
Please note that the data given here has been taken from the online catalog. For comprehensive information and data, please refer to the user documentation. The General Terms and Conditions of Use apply to Internet downloads.

Technical data

General data

Note	For housings HC ADVANCE-B10, HC-HV 3
Connection method	Screw connection
Tightening torque	0.5 Nm
Ambient temperature (operation)	-40 °C ... 125 °C (including heating up of contacts)
Pollution degree	3
Surge voltage category	III

Constructional and testing regulations	DIN VDE 0627/86
	DIN VDE 0110/02.79
	DIN VDE 0110-1/04.97
	IEC 60664-1, DIN IEC 60512
	IEC 60352
Number of positions	3
Insertion/withdrawal cycles	≥ 500
Design	HV3
Conductor cross-section	0.5 mm ² ... 2.5 mm ²
Connection cross-section AWG	20 ... 14
Stripping length of the individual wire	7 mm (N/O contacts)
	7 mm (control contacts)

Material data

Inflammability class acc. to UL 94	V0
Contact material	Copper alloy
Contact surface material	Ag
Contact carrier material	PA

Electrical characteristics

Rated voltage (III/3)	(400/690 V N/O contacts)
	(250 V control contacts)
Rated surge voltage	6 kV (N/O contacts)
	4 kV (control contacts)
Rated current	16 A

Certificates / Approvals



Certification

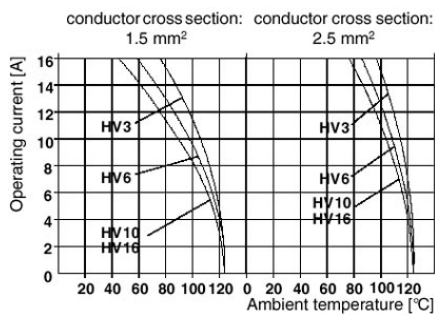
GOST

Accessories

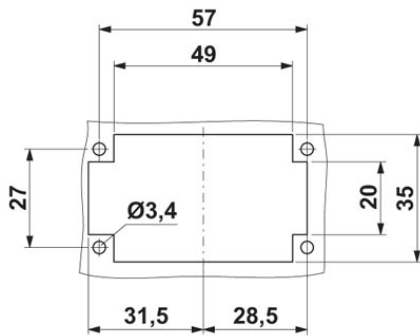
Item	Designation	Description
General		
1644326	HC-B-3PE	PE multiplier, for three PE connections, for HC-B (besides HC-B..E..ZZ) / HC-BB / HC-DD / HC-D40 / HC-D64 contact inserts

Diagrams/Drawings

Diagram

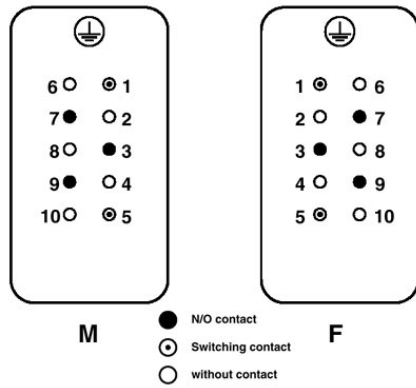


Dimensioned drawing



Female insert

Schematic diagram



View termination side

Address

PHOENIX CONTACT Deutschland GmbH
Flachsmarktstr. 8
32825 Blomberg, Germany
Phone +49 5235 3 12000
Fax +49 5235 3 41200
<http://www.phoenixcontact.de>



© 2010 Phoenix Contact
Technical modifications reserved;