



HC-B 10-EBUQ-2,5

Order No.: 1605569

<http://eshop.phoenixcontact.de/phoenix/treeViewClick.do?UID=1605569>

HEAVYCON female insert, B10 series, 10-pos., QUICKON-connection

Commercial data

GTIN (EAN)	
sales group	D000
Pack	10 pcs.
Customs tariff	85369010
Catalog page information	Page 431 (PC-2009)

Product notes

WEEE/RoHS-compliant since:
12/01/2005

<http://www.download.phoenixcontact.com>
Please note that the data given here has been taken from the online catalog. For comprehensive information and data, please refer to the user documentation. The General Terms and Conditions of Use apply to Internet downloads.

Product description

With the QUICKON connection method, the wires are connected with a simple levering action of the screwdriver. The wire does not need to be stripped before connection! This saves at least 60% connection time!

Technical data

General data

Note	For HEAVYCON ADVANCE and HEAVYCON housing of B10 type. Coding using the CP-HC (1686478) keying profile. HC-B6.../ HC-B10... for two keying profiles. HC-B16.../ HC-B24... for 4 keying profiles. Connectors may be operated only when there is no load/voltage.
Connection method	QUICKON connection
Ambient temperature (operation)	-40 °C ... 125 °C (including heating up of contacts)
Ambient temperature (assembly)	-25 °C ... 50 °C
Pollution degree	3
Surge voltage category	III
Number of positions	10
Insertion/withdrawal cycles	≥ 500
Design	B10
Conductor cross-section	0.34 mm ² ... 2.5 mm ²
Connection cross-section AWG	22 ... 14
Wire diameter including insulation	1 mm ... 3.5 mm
Frequency of connections between conductors of the same cross section	10
Assembly instructions	If the conductor is to be reconnected, it must be cut off above the last contact point.
Connection	For housings of type B10. Connectors may only be actuated when there is no load/voltage.

Material data

Inflammability class acc. to UL 94	V0
Contact material	Copper alloy
Contact surface material	Ag
Contact carrier material	PA
Material wire insulation	PVC / PE

Electrical characteristics

Rated voltage (III/3)	400 V
Rated surge voltage	6 kV
Rated current	16 A

Certificates / Approvals



Certification

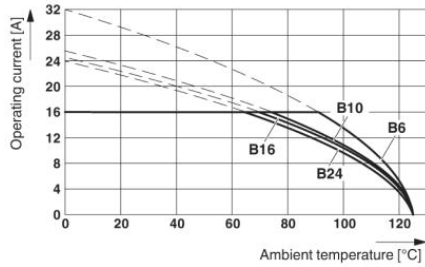
CSA, CUL, UL

Accessories

Item	Designation	Description
General		
1644326	HC-B-3PE	PE multiplier, for three PE connections, for HC-B (besides HC-B..E..ZZ) / HC-BB / HC-DD / HC-D40 / HC-D64 contact inserts
1604997	HC-B-PES	PE screw, for contact inserts HC-B / HC-BB / HC-DD / HC-D40 / HC-D64
1685327	HC-B-ZG	Strain relief clamps contact inserts of series: B-, BB-, D 40, D 64, DD and HV, straight cable exit
1685330	HC-B-ZS	Strain relief clamps contact inserts of series: B-, BB-, D 40, D 64, DD and HV, lateral cable exit
1772722	HC-CB	Coding pin, prevents mismatching of up to six plug connectors with an identical number of positions
1676860	HC-CBU	Keying socket for coding up to 16 plug connectors
1676857	HC-CST	Keying peg for coding up to 16 plug connectors
1687969	HC-SMR-B10	HEAVYCON connector assembly frame, for contact inserts of type B10
Plug/Adapter		
1686478	CP-HC	Keying profile, 4-section, for pushing into the keying grooves

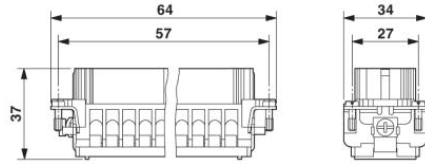
Diagrams/Drawings

Diagram

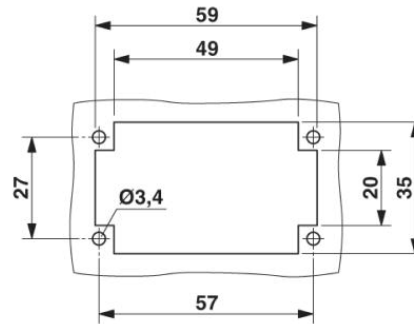


The illustration shows the derating diagram of various series B contact inserts (B6 to B24), conductor cross section 2.5 mm²

Dimensioned drawing




Female insert



Panel cutout

Schematic diagram

Connector pin assignment, connection side



Address

PHOENIX CONTACT Deutschland GmbH
Flachsmarktstr. 8
32825 Blomberg, Germany
Phone +49 5235 3 12000
Fax +49 5235 3 41200
<http://www.phoenixcontact.de>



© 2010 Phoenix Contact
Technical modifications reserved;