


HC-D 8-ESTC

Order No.: 1775758




<http://eshop.phoenixcontact.de/phoenix/treeViewClick.do?UID=1775758>

HEAVYCON male insert, D8 series, 8-pos., crimp connection, with IP65 sealing screw

Commercial data	
GTIN (EAN)	 4 017918 100049
sales group	D010
Pack	10 pcs.
Customs tariff	85366990
Catalog page information	Page 439 (PC-2009)

Product notes

WEEE/RoHS-compliant since:
03/01/2006



<http://www.download.phoenixcontact.com>
Please note that the data given here has been taken from the online catalog. For comprehensive information and data, please refer to the user documentation. The General Terms and Conditions of Use apply to Internet downloads.

Technical data	
General data	
Note	For HC-D8 housing, crimp contacts CK1,6-ED (crimp contacts not included in scope of supply)
Connection method	Crimp connection
Ambient temperature (operation)	-40 °C ... 125 °C (including heating up of contacts)
Pollution degree	3

Surge voltage category	III
Constructional and testing regulations	DIN VDE 0627/86
	DIN VDE 0110/02.79
	DIN VDE 0110-1/04.97
	IEC 60664-1, DIN IEC 60512
	IEC 60352
Number of positions	8
Insertion/withdrawal cycles	≥ 500
Design	D8
Connection in acc. with standard	IEC / EN
Conductor cross-section	0.14 mm ² ... 2.5 mm ²
Connection cross-section AWG	26 ... 14
Stripping length of the individual wire	8 mm
	6 mm (For cross section 2.5 mm ²)
Assembly instructions	Connectors may be operated only when there is no load/voltage.
Connection	The inserts may only be used in plastic housings at voltages >42 V, since it is not possible to connect the protective conductor and the housing with each other.

Material data

Inflammability class acc. to UL 94	V0
Contact material	Copper alloy
Contact surface material	Ag (alternatively Au)
Contact carrier material	PA

Electrical characteristics

Rated voltage (III/3)	50 V
Rated surge voltage	0.8 kV
Rated current	10 A

Certificates / Approvals

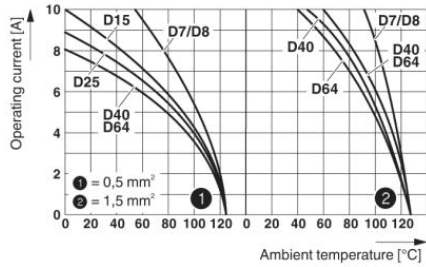


Certification

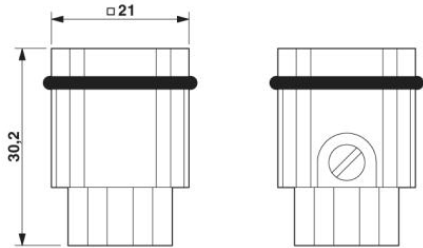
CSA, GOST

Diagrams/Drawings

Diagram

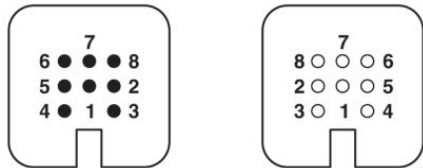


Dimensioned drawing



Male insert (turned contacts)

Schematic diagram



Address

PHOENIX CONTACT Inc., USA
586 Fulling Mill Road
Middletown, PA 17057, USA
Phone (800) 888-7388
Fax (717) 944-1625
<http://www.phoenixcon.com>



© 2010 Phoenix Contact
Technical modifications reserved;