

SACC-MS-5SC SH DN SCO

Order No.: 1432761




<http://eshop.phoenixcontact.de/phoenix/treeViewClick.do?UID=1432761>

Bus system connector, connector, straight, 5-pos., M12 SPEEDCON, shielded, A-coded, spring-cage connection, metal knurl, cable diameter max. 8 mm



Commercial data

GTIN (EAN)	 4 046356 348416
Note	Made-to-order
sales group	D124
Pack	1 pcs.
Customs tariff	85366990
Catalog page information	Page 50 (PC-2009)

Product notes

WEEE/RoHS-compliant since:
03/06/2008



<http://www.download.phoenixcontact.com>
Please note that the data given here has been taken from the online catalog. For comprehensive information and data, please refer to the user documentation. The General Terms and Conditions of Use apply to Internet downloads.

Technical data

General data

Rated current at 40°C	4 A
Rated voltage	60 V
Number of positions	5
Volume resistance	≤ 8 mΩ

Insulation resistance	≥ 100 MΩ
General characteristics	
Standards/regulations	M12 connector IEC 61076-2-101
Coding	A - standard
Surge voltage category	II
Pollution degree	3
Degree of protection	IP67
Contact material	CuSn
Contact surface material	Ni/Au
Contact carrier material	PA 66
Material of grip body	Zinc die-cast, nickel-plated
Material, knurls	Nickel-plated brass
Sealing material	NBR
Type of connection	Spring-cage conn.
Conductor cross section stranded min.	0.14 mm ²
Conductor cross section stranded max.	0.5 mm ²
Conductor cross section AWG/kcmil min.	26
Conductor cross section AWG/kcmil max	20
External cable diameter	4 mm ... 8 mm
Status display	No

Certificates / Approvals

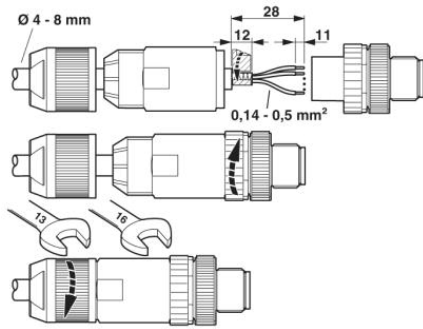


Certification

CUL, UL

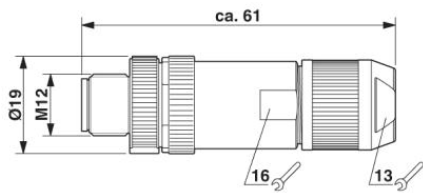
Diagrams/Drawings

Functional drawing



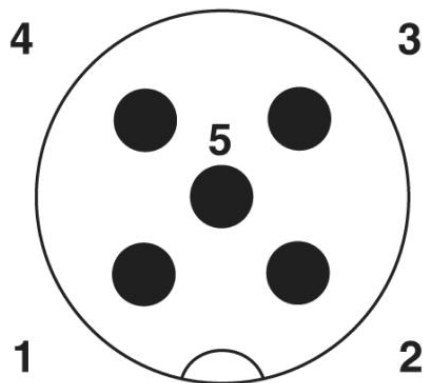
Stripping length 28 mm, for angled version 35 mm. Strip the cable, shorten the shield, stick the shielding foil around the shortened shield. Strip off individual wires, push pressure nuts onto the cable. Lead the wires through the housing and connect them. Screw the connector body onto the housing, tighten the pressure nuts.

Dimensioned drawing



M12 SPEEDCON connector, straight, shielded

Schematic diagram



Pin assignment M12 male connector, 5-pos., A-coded, male side

Address

PHOENIX CONTACT Inc., USA
586 Fulling Mill Road
Middletown, PA 17057, USA
Phone (800) 888-7388
Fax (717) 944-1625
<http://www.phoenixcon.com>



© 2010 Phoenix Contact
Technical modifications reserved;