


SACC-M12MS-5CON-PG 9-SH

Order No.: 1694266



<http://eshop.phoenixcontact.de/phoenix/treeViewClick.do?UID=1694266>

Sensor/actuator connector, male, straight, 5-pos., M12, shielded, A-coded, screw connection, metal knurl, cable screw connection Pg9

Commercial data	
GTIN (EAN)	
sales group	D124
Pack	1 pcs.
Customs tariff	85366990
Catalog page information	Page 51 (PC-2009)

Product notes

WEEE/RoHS-compliant since: 12/01/2005



<http://www.download.phoenixcontact.com>
Please note that the data given here has been taken from the online catalog. For comprehensive information and data, please refer to the user documentation. The General Terms and Conditions of Use apply to Internet downloads.

Technical data

General data	
Rated current at 40°C	4 A
Rated voltage	60 V
Number of positions	5
Volume resistance	≤ 3 mΩ
Insulation resistance	≥ 100 MΩ

Ambient temperature (operation)	-40 °C ... 85 °C (Male connector / female connector)
General characteristics	
Standards/regulations	M12 connector IEC 61076-2-101
Coding	A - standard
Surge voltage category	II
Pollution degree	3
Degree of protection	IP67
Contact material	CuZn
Contact surface material	Au
Contact carrier material	PA 66
Material of grip body	Zinc die-cast, nickel-plated
Material, knurls	Nickel-plated brass
Sealing material	NBR
Type of connection	Screw connection
Conductor cross section stranded min.	0.25 mm ²
Conductor cross section stranded max.	0.75 mm ²
Conductor cross section AWG/kcmil min.	24
Conductor cross section AWG/kcmil max	18
External cable diameter	6 mm ... 8 mm
Status display	No

Certificates / Approvals



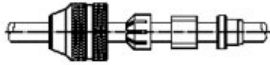
Certification

GOST

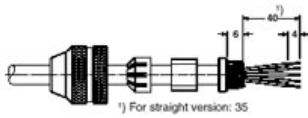
Diagrams/Drawings

Functional drawing

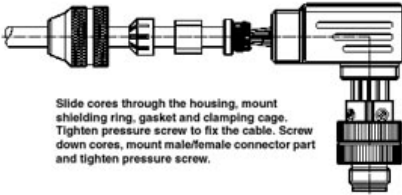
Assembly steps for M 12 male/female connector and conductor



Slide parts onto the conductor

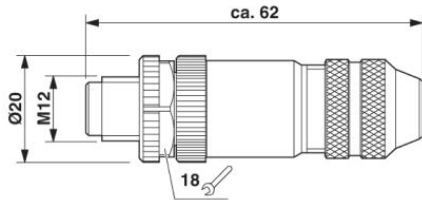


Strip conductor, widen shield and lay around the shielding ring, cut off projecting mesh.



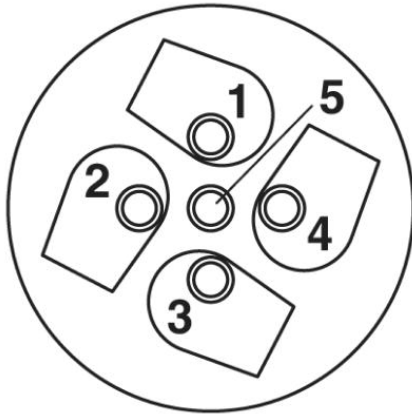
Slide cores through the housing, mount shielding ring, gasket and clamping cage. Tighten pressure screw to fix the cable. Screw down cores, mount male/female connector part and tighten pressure screw.

Dimensioned drawing

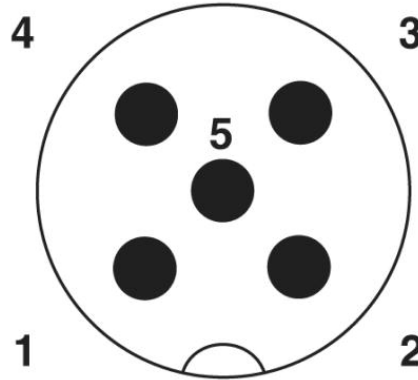


M12 x 1 male connector, straight, shielded

Schematic diagram



Cable connection side M12 (screw connection)



Pin assignment M12 male connector, 5-pos., A-coded, male side

Address

PHOENIX CONTACT Inc., USA
586 Fulling Mill Road
Middletown, PA 17057, USA
Phone (800) 888-7388
Fax (717) 944-1625
<http://www.phoenixcon.com>



© 2010 Phoenix Contact
Technical modifications reserved;