


SAC-14P-10,0-PUR/M16FR

Order No.: 1693759




<http://eshop.phoenixcontact.de/phoenix/treeViewClick.do?UID=1693759>

Master cable, Number of slots: 10, Number of positions: 14, Status indication: No, Universal, PUR/PVC, Cable length: 10 m, Shielding: No

Commercial data	
GTIN (EAN)	
sales group	D192
Pack	1 pcs.
Customs tariff	85444290
Catalog page information	Page 126 (PC-2009)

Product notes

WEEE/RoHS-compliant since: 01/01/2008



<http://www.download.phoenixcontact.com>
 Please note that the data given here has been taken from the online catalog. For comprehensive information and data, please refer to the user documentation. The General Terms and Conditions of Use apply to Internet downloads.

Technical data

General data	
Rated voltage	125 V AC
	150 V DC

Number of positions	14
Number of slots	10
Degree of protection	IP67
Ambient temperature (operation)	-25 °C ... 90 °C (Male connector / female connector)

Master cable data

Type of connection	M16 plug connection
Length of cable	10 m
Cable type	Master cable suitable for flexible cable conduit
Signal line cross section	10x 0.34 mm ²
AWG signal line	22
Conductor structure signal line	42x 0.10 mm
Power supply cross section	2x 0.75 mm ²
AWG power supply	18
Conductor structure, voltage supply	96x 0.10 mm
External diameter	9.1 mm
Max. bending cycles	1500000
Bending radius	100 mm
Traversing path	2 m
Traversing rate	2 m/s
Ambient temperature (operation)	-40 °C ... 90 °C (for fixed installation) -5 °C ... 80 °C (for flexible installation)

Insulation material

Housing material	PUR
Material of contact, master cable side	CU alloy
Material of contact surface, master cable side	Gold-plated
Material of the contact carrier on the master cable side	TPU
Material of threaded sleeve	Cu alloy
Material of threaded sleeve surface	Nickel-plated
Sealing material	NBR

Connection assignment

Slot/position = pin = conductor color	1 / 4 (A) = P = WH
---------------------------------------	--------------------

	2 / 4 (A) = J = GN
	3 / 4 (A) = T = YE
	4 / 4 (A) = S = GY
	5 / 4 (A) = G = PK
	6 / 4 (A) = R = RD
	7 / 4 (A) = E = BK
	8 / 4 (A) = O = VT
	9 / 4 (A) = C = WH/PK
	10 / 4 (A) = N = PK/BN
	1-10 / 3 (0 V) = L+U = BU

Certificates / Approvals




Certification

GOST

Diagrams/Drawings

Circuit diagram



Contact assignment of the M16 socket

Address

PHOENIX CONTACT Inc., USA
586 Fulling Mill Road
Middletown, PA 17057, USA
Phone (800) 888-7388
Fax (717) 944-1625
<http://www.phoenixcon.com>



© 2010 Phoenix Contact
Technical modifications reserved;