

SAC-3P-MS/ 0,6-PUR/A-1L-Z SCO

Order No.: 1434895



<http://eshop.phoenixcontact.de/phoenix/treeViewClick.do?UID=1434895>

Sensor/Actuator cable, 3-position, PUR, halogen-free, Black-gray RAL 7021, Plug, straight M12-SPEEDCON, A-coded, on Valve plug A, with 1 LED, connected with Z diode, Cable length: 0.6 m

Commercial data	
GTIN (EAN)	4046356413299
sales group	D113
Pack	1 pcs.
Customs tariff	85444290
Weight/Piece	0.053 KG
Catalog page information	Page 106 (PC-2009)

Product notes

WEEE/RoHS-compliant since:
05/17/2008



<http://www.download.phoenixcontact.com>
Please note that the data given here has been taken from the online catalog. For comprehensive information and data, please refer to the user documentation. The General Terms and Conditions of Use apply to Internet downloads.

Technical data	
General data	
Rated current at 40°C	4 A
Rated voltage	24 V
Number of positions	3
Volume resistance	≤ 5 mΩ

Insulation resistance	≥ 100 MΩ
Length of cable	0.6 m
Ambient temperature (operation)	-25 °C ... 90 °C (Male connector / female connector)
	-20 °C ... 85 °C (valve plug)

General characteristics

Standards/regulations	M12 male connector IEC 61076-2-101
Coding	A - standard
Surge voltage category	III
Pollution degree	3
Degree of protection	IP65/IP67
Contact material	CuSn
Contact surface material	Ni/Au
Contact carrier material	TPU GF
Material of grip body	TPU
Contact material	CuSn
Contact surface material	Sn
Valve plug contact insert material	PA 66
Material, housing, valve plug	TPU
Material, knurls	Zinc die-cast, (nickel-plated)
Sealing material	TPU (Seal molded)
Status display	1 LED
Protective circuit/component	Z diode

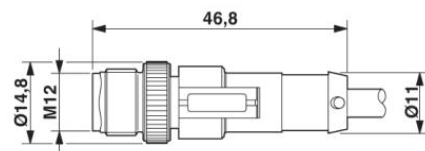
Conductor data

Cable type	PUR halogen-free black
Cable type (abbreviation)	PUR
Cable abbreviation	Li9Y11Y-HF
Conductor cross section	0.5 mm ²
AWG signal line	20
Conductor structure signal line	28x 0.15 mm
Core diameter including insulation	1.5 mm ±0.05 mm
External cable diameter	4.50 mm
Wire colors	Black 1, black 2, green/yellow
External sheath, color	Black-gray RAL 7021
Insulation resistance	≥ 20 MΩ*km

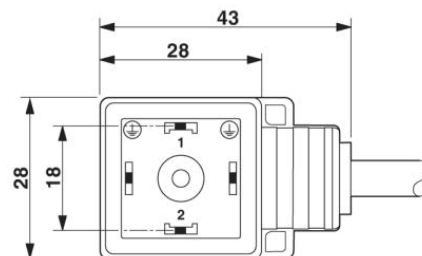
Conductor resistance	≤ 39 Ω/km
Nominal voltage, conductor	≤ 300 V
Test voltage, conductor	1200 V
Overall twist	3 wires, twisted
Outer sheath, material	PUR
Material conductor insulation	PP
Conductor material	Bare Cu litz wires
Cable weight	30 kg/km
Smallest bending radius, fixed installation	22.5 mm
Number of bending cycles	4000000
Bending radius	45 mm
Traversing path	10 m
Traversing rate	3 m/s
Acceleration	10 m/s ²
Ambient temperature (operation)	-40 °C ... 80 °C (cable, fixed installation) -20 °C ... 80 °C (cable, flexible installation)
Special properties	Flexible cable conduit capable Silicone-free Free of substances which would hinder coating with paint or varnish
Flame resistance	in accordance with DIN UL-Style 20549
Halogen-free	in accordance with DIN VDE 0472 part 815
Resistance to oil	in accordance with DIN EN 60811-2-1
Other resistance	Highly resistant to acids, alkaline solutions and solvents hydrolysis and microbe resistant

Diagrams/Drawings

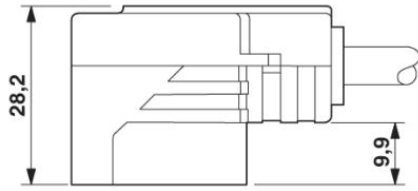
Dimensioned drawing



M12 x 1 male connector, straight

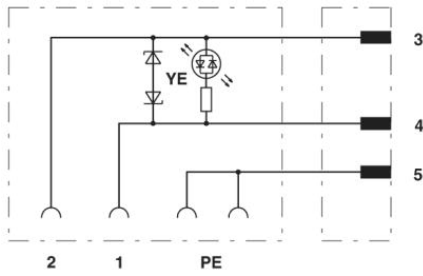


Valve plug, type A



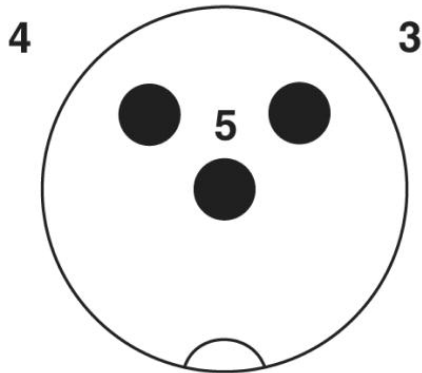
Valve connector, type A, side view

Circuit diagram

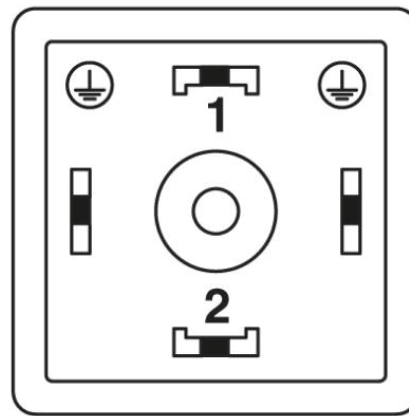


Contact assignment of M12 plug and valve connector

Schematic diagram



Pin assignment M12 plug, 3-pos., valve connector



Valve connector pin assignment, type A

Address

PHOENIX CONTACT Inc., USA
586 Fulling Mill Road
Middletown, PA 17057, USA
Phone (800) 888-7388
Fax (717) 944-1625
<http://www.phoenixcon.com>



© 2010 Phoenix Contact
Technical modifications reserved;