PART NUMBER	AMPS	VOLTS	MARKING	FUSE SUB-ASSEMBLY	COLD RESISTANCE LIMITS(NOTE 5)	VOLTAGE DROP LIMITS (NOTE 5)	CATALOG NUMBER	DESCRIPTION	UPC CODE	CE LOGO	CSA LOGO	I.R. REQ'D	METI PSE LOGO	I.R. REQ'D	METI A, B OR 200%/MIN	METI UL-US OR JET	UL RECOGNIZED LOGO	RoHS LOGO
0491.125MAT1	.125	125	LF 0.125	251.125-011	1.445-1.955	.214-.356	0491.125	PRTCTR 125V FA RoHS AMMO .125A	079458 91248	YES	YES	50A 125V AC 50A 125V DC	NO	NO	NO	NO	YES	YES
0491.200MAT1	.200	125	LF 0.200	251.200-011	.760-1.030	.199-.331	0491.200	PRTCTR 125V FA RoHS AMMO .200A	079458 88695	YES	YES	50A 125V AC 50A 125V DC	NO	NO	NO	NO	YES	YES
0491.250MAT1	.250	125	LF 0.250	251.250-011	.565-.765	.192-.288	0491.250	PRTCTR 125V FA RoHS AMMO .250A	079458 91250	YES	YES	50A 125V AC 50A 125V DC	NO	NO	NO	NO	YES	YES
0491.315MAT1	.315	125	LF 0.315	251.315-011	.425-.575	.179-.298	0491.315	PRTCTR 125V FA RoHS AMMO .315A	079458 91252	YES	YES	50A 125V AC 50A 125V DC	NO	NO	NO	NO	YES	YES
0491.400MAT1	.400	125	LF 0.400	251.400-011	.275-.371	.149-.223	0491.400	PRTCTR 125V FA RoHS AMMO .400A	079458 91254	YES	YES	50A 125V AC 50A 125V DC	NO	NO	NO	NO	YES	YES
0491.500MAT1	.500	125	LF 0.500	251.500C-011	.256-.347	.173-.260	0491.500	PRTCTR 125V FA RoHS AMMO .500A	079458 91256	YES	YES	50A 125V AC 50A 125V DC	NO	NO	NO	NO	YES	YES
0491.630MAT1	.630	125	LF 0.630	251.630-011	.174-.236	.145-.218	0491.630	PRTCTR 125V FA RoHS AMMO .630A	079458 91258	YES	YES	50A 125V AC 50A 125V DC	NO	NO	NO	NO	YES	YES
0491.750MAT1	.750	125	LF 0.750	251.750-011	.148-.201	.140-.211	0491.750	PRTCTR 125V FA RoHS AMMO .750A	079458 91260	YES	YES	50A 125V AC 50A 125V DC	NO	NO	NO	NO	YES	YES
0491.800MAT1	.800	125	LF 0.800	251.800-011	.125-.170	.126-.211	0491.800	PRTCTR 125V FA RoHS AMMO .800A	079458 91262	YES	YES	50A 125V AC 50A 125V DC	NO	NO	NO	NO	YES	YES
0491001.MAT1	1	125	LF 1	251001-011	.108-.147	.155-.233	0491001	PRTCTR 125V FA RoHS AMMO 1A	079458 91264	YES	YES	50A 125V AC 50A 125V DC	YES	100A 125V AC	200% 2MIN	JET	YES	YES
04911.25MAT1	1.25	125	LF 1.25	2511.25-011	.085-.115	.156-.244	04911.25	PRTCTR 125V FA RoHS AMMO 1.25A	079458 91282	YES	YES	50A 125V AC 50A 125V DC	YES	100A 125V AC	200% 2MIN	JET	YES	YES
049101.5MAT1	1.5	125	LF 1.5	25101.5-011	.0700-.0946	.164-.256	049101.5	PRTCTR 125V FA RoHS AMMO 1.5A	079458 91274	YES	YES	50A 125V AC 50A 125V DC	YES	100A 125V AC	200% 2MIN	JET	YES	YES
049101.6MAT1	1.6	125	LF 1.6	25101.6-011	.0595-.0805	.170-.266	049101.6	PRTCTR 125V FA RoHS AMMO 1.6A	079458 91276	YES	YES	50A 125V AC 50A 125V DC	YES	100A 125V AC	200% 2MIN	JET	YES	YES
0491002.MAT1	2	125	LF 2	251002-011	.0402-.0544	.113-.169	0491002	PRTCTR 125V FA RoHS AMMO 2A	079458 91266	YES	YES	50A 125V AC 50A 125V DC	YES	100A 125V AC	200% 2MIN	JET	YES	YES
049102.5MAT1	2.5	125	LF 2.5	25102.5-011	.0306-.0414	.103-.161	049102.5	PRTCTR 125V FA RoHS AMMO 2.5A	079458 91278	YES	YES	50A 125V AC 50A 125V DC	YES	100A 125V AC	200% 2MIN	JET	YES	YES
0491003.MAT1	3	125	LF 3	251003-011	.0251-.0339	.102-.160	0491003	PRTCTR 125V FA RoHS AMMO 3A	079458 91268	YES	YES	50A 125V AC 50A 125V DC	YES	100A 125V AC	200% 2MIN	JET	YES	YES
04913.15MAT1	3.15	125	LF 3.15	2513.15-011	.0234-.0316	.100-.158	04913.15	PRTCTR 125V FA RoHS AMMO 3.15A	079458 91284	YES	YES	50A 125V AC 50A 125V DC	YES	100A 125V AC	200% 2MIN	JET	YES	YES
049103.5MAT1	3.5	125	LF 3.5	25103.5-011	.0204-.0276	.095-.149	049103.5	PRTCTR 125V FA RoHS AMMO 3.5A	079458 91280	YES	YES	50A 125V AC 50A 125V DC	YES	100A 125V AC	200% 2MIN	JET	YES	YES
0491004.MAT1	4	125	LF 4	251004-011	.0173-.0235	.089-.139	0491004	PRTCTR 125V FA RoHS AMMO 4A	079458 91270	YES	YES	50A 125V AC 50A 125V DC	YES	100A 125V AC	200% 2MIN	JET	YES	YES
0491005.MAT1	5	125	LF 5	251005-011	.0134-.0182	.086-.134	0491005	PRTCTR 125V FA RoHS AMMO 5A	079458 91272	YES	YES	50A 125V AC 50A 125V DC	YES	100A 125V AC	200% 2MIN	JET	YES	YES
0491007.MAT1	7	86	LF 7	251007-011	.0091-.0123	.079-.125	0491007	PRTCTR 86V FA RoHS AMMO 7A	079458 88696	YES	YES	50A 125V AC 50A 125V DC	NO	NO	NO	NO	YES	YES
0491008.MAT1	8	86	LF 8	251008-011	.0082-.0112	.081-.128	0491008	PRCTR 86V FA RoHS AMMO 8A	079458 88697	YES	YES	50A 125V AC 50A 125V DC	NO	NO	NO	NO	YES	YES
0491010.MAT1	10	86	LF 10	251010-011	.0061-.0083	.078-.122	0491010	PRCTR 86V FA RoHS AMMO 10A	079458 88698	YES	YES	50A 125V AC 50A 125V DC	NO	NO	NO	NO	YES	YES

LTR	DATE	REVISION	CHK	APD
B	01/17/05	61568 - RELEASED .125-.250 THRU 5A ADD RoHS LOGO .200, 7 THRU 10A PJM		
C	12/12/06	85245C-FOR 7A-10A: CHG 125V TO 86V PJM		
D	02/26/07	85336C-CHG DESCRIPTION PJM		

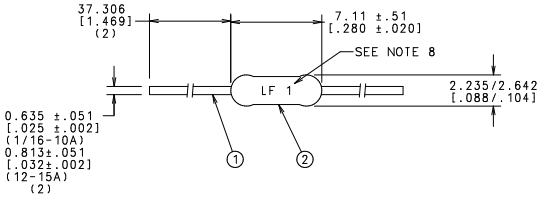

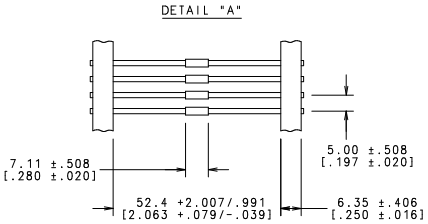

NOTES:

1. FOR BLOW CHARACTERISTICS SEE 0491000L SERIES OUTLINE DRAWING.
2. FUSES MUST WITHSTAND A 7 LB. AXIAL PULL APPLIED ON LEADS.
3. FUSES MUST PASS THRU A TUBULAR GAGE (092367) HAVING A UNIFORM HOLE OF 2.743[.108] DIA X 7.144[.281] LONG (CONCENTRICITY TEST).
4. EPOXY COATING IS TO COVER BODY AND END CAPS COMPLETELY.
5. COLD RESISTANCE MEASURED @ ≤10% RATED CURRENT
   VOLTAGE DROP MEASURED @ 100% RATED CURRENT.
6. ANY VOID OR BLOWHOLE WHICH EXPOSES THE END CAP, IS IN EXCESS OF.020 DIA. AND/OR OVER .010 IN DEPTH IS NOT ACCEPTABLE.
7. CHECK EPOXY COATING FOR CURE WITH ACETONE. IF ANY OF THE EPOXY IS REMOVED BY WIPING THE BODY WITH A COTTON SWAB DIPPED IN ACETONE, THE PART IS STILL UNCURED AND NOT ACCEPTABLE.
   DIP FUSE IN MOLTEN BATH OF SOLDER MAINTAINED AT 525°F ±10°F FOR 5 SECONDS MINIMUM. REMOVE FUSE AND VISUALLY EXAMINE.
   IF THERE IS ANY EVIDENCE OF DISTORTION TO THE EPOXY,THE PART IS NOT ACCEPTABLE.
   BOTH TESTS ARE TO BE PERFORMED EVERY 2 HOURS OR WHENEVER THE COATING MACHINE HAS TO BE ADJUSTED. UNCURED FUSES MAY BE OVEN CURED PER CURE SCHEDULE ON DRAWING PS-001050. POST CURED FUSES MUST BE RETESTED.
8. STAMP FUSE BODY PER PS-001037
   TYPE XIV
9. ALL MATERIALS STATED IN THE BLUEPRINTS CONTAIN NO "ENVIRONMENTAL-CONTROLLED SUBSTANCES" WITH THE EXCEPTION OF SOLDER WHICH CONTAIN 92.5% Pb.

PACKAGING NOTES:

1. AMMO PACK PER DETAIL "A" AND E.I.A. STANDARD RS-296, THE LATEST REVISION.
2. LABEL WITH 914-529 LABEL PRINTED AS SHOWN. PRINTED BY EASYLABEL FORMAT G-129PH PER GENERAL LABEL SPEC. LS-000029
   LABEL TO BE APPLIED TO THE END OF THE BOX WITH BAR CODE PORTION WRAPPED AROUND THE SIDE.
3. 1000 FUSES PER CARTON.

IF A STANDARD MASTER CARTON, AND LABEL IS REFERENCED THEY SHOULD BE USED. FOR THOSE ITEMS WHERE NO STANDARD OVERPACK HAS BEEN SPECIFIED, PARTS SHOULD BE OVERPACKED IN A SUITABLE SHIPPING CONTAINER, TOTE, OR PALLET FOR TRANSPORT TO STOCK. THE OVERPACK UNIT SHOULD BE LABELED WITH 914-796 LABEL PRINTED TO LS-000003. UPC CODES OR UPC CASE CODES MUST NOT BE USED FOR THESE "NON-STANDARD" OVERPACKS.



NOTE: LABEL ILLUSTRATION(S) IS FOR REFERENCE ONLY. THE ACTUAL COPY AND REGULATORY MARKINGS WILL VARY BY THE INDIVIDUAL PART NUMBER. SEE CHART.

NO	COMPONENT NO	DESCRIPTION	QTY/M	U/M
-	914-529	LABEL	1	EAD
-	580603	CARTON	1	EAD
-	088347	AXIAL PACKING PAPER CARRIER	10.42	M
-	088346	AXIAL PACKAGING TAPE	31.26	M
2	087234	EPOXY POWDER	.0763	LB
1	SEE CHART	FUSE SUB-ASSEMBLY	1000	EA

BILL OF MATERIAL

UNLESS OTHERWISE SPECIFIED, DIMENSIONS ARE IN MILLIMETERS. DIMENSIONS IN BRACKETS [ ] ARE INCHES

UNLESS OTHERWISE SPECIFIED, DIMENSIONS DO NOT INCLUDE PLATING.

O	DENOTES CRITICAL CHARACTERISTICS.
CPK	DENOTES CPK DIMENSIONS,-MINIMUM CPK VALUE
ST	DENOTES A CHARACTERISTIC THAT PROVIDES AN INDICATION OF PROCESS PERFORMANCE. PROCEDURE FOR MEASUREMENT AND TRACKING TO BE DEFINED IN LITTELFUSE INSPECTION INSTRUCTIONS.
CP	DENOTES CP DIMENSIONS,-MINIMUM CP VALUE MUST BE WITHIN THE DIMENSIONAL LIMITATIONS SHOWN ON DRAWING AND INITIALLY LOCATED TO ALLOW FOR MAXIMUM TOOL LIFE.

COPIES TO: 1 9 18 / 2 10 19 / 3 12 20 / 4 13 21 / 5 14 23 / 6 15 33 / 7 16 43 / 8 17 53

MATL SPEC

FINISH

DRW PJM DATE 01/17/05 SCALE 4:1

CHK DATE SUPER DR

APPD DATE FINISH GOOD WT GRAMS/PIECE

TOLERANCE UNLESS OTHERWISE SPECIFIED
TWO PLACE DEC ±.25[.01] FRACTION ±
THREE PLACE DEC ±.100[.004] ANGULAR ±1°

3RD ANGLE PROJECTION

TITLE 491 SERIES PICO PROTECTOR RoHS ASSEMBLED IN PHILIPPINES

Littelfuse® DES PLAINES, ILLINOIS 60016

REVISION D | DRWG. NO. 0491000.MAT1 | FINAL | SERIES

UNCONTROLLED DOCUMENT

CAD GENERATED DRAWING - NO FIELD CHANGES ALLOWED

Downloaded from Elcodis.com electronic components distributor