

# Customer Information Sheet

DRAWING No.: M80-887XXXX

SHEET 2 OF 2

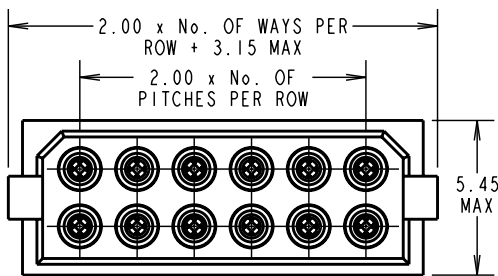
IF IN DOUBT - ASK

(C)

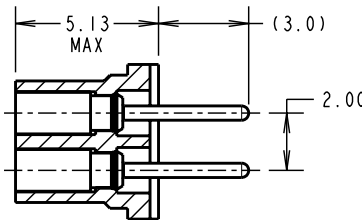
NOT TO SCALE

THIRD ANGLE PROJECTION

ALL DIMENSIONS IN mm



SECTION X-X



**SPECIFICATIONS:**

**MATERIAL:**  
 MOULDING = GLASS-FILLED POLYESTER, UL94V-0, BLACK  
 CONTACT CLIP = BERYLLIUM COPPER  
 CONTACT SHELL = BRASS

**FINISH:**  
 01 = 0.3µ GOLD CLIP, 3.5-5.0µ TIN/LEAD SHELL  
 42 = 0.3µ GOLD CLIP, 3.5-5.0µ 100% TIN SHELL  
 45 = 0.3µ GOLD CLIP, 0.25-0.3µ GOLD SHELL

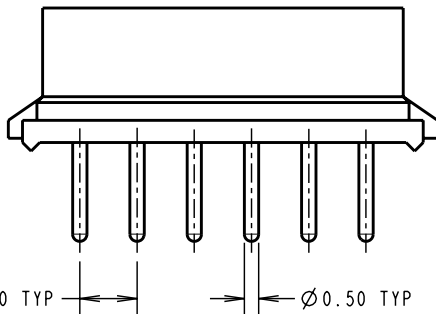
**ELECTRICAL:**  
 CURRENT RATING AT 25°C = 3.0A MAX  
 CURRENT RATING AT 85°C = 2.2A MAX  
 WORKING VOLTAGE = 120V AC/DC  
 VOLTAGE PROOF = 360V AC/DC  
 CONTACT RESISTANCE = 25 mΩ MAX  
 INSULATION RESISTANCE = 100 MΩ MIN

**MECHANICAL:**  
 DURABILITY = 500 OPERATIONS  
 INSERTION FORCE (∅0.5mm GAUGE) = 2.8N MAX  
 WITHDRAWAL FORCE (∅0.5mm GAUGE) = 0.2N MIN

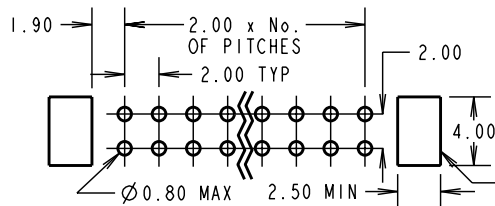
**ENVIRONMENTAL:**  
 TEMPERATURE RANGE = -55°C TO +125°C

**PACKING:**  
 TUBE

FOR COMPLETE SPECIFICATION, SEE COMPONENT SPECIFICATION C005XX (LATEST ISSUE)



RECOMMENDED PCB LAYOUT



(OPTIONAL) HOLES REQUIRED FOR USE WITH LATCHED MALE CONNECTORS

ORDER CODE:

**M80-887XXXX**

TOTAL No. OF WAYS: \_\_\_\_\_  
 04, 06, 08, 10, 12, 14, 16, 18, 20, 26, 34, 44

FINISH \_\_\_\_\_  
 01 = GOLD CLIP, TIN/LEAD SHELL  
 05 = GOLD CLIP, GOLD SHELL  
 T6 = TIN/LEAD CLIP & SHELL

BRITISH STANDARD ORDER CODE:

**B5741-2XX-F-T-X**

TOTAL No. OF WAYS: \_\_\_\_\_  
 04, 06, 08, 10, 12, 14, 16, 18, 20, 26, 34, 44

FINISH: \_\_\_\_\_  
 0 = GOLD CLIP, TIN/LEAD SHELL  
 2 = GOLD CLIP, GOLD SHELL

RA	2	01.10.09	10502
NAME	ISS.	DATE	C/NOTE
APPROVED: R.ADDE			
CHECKED: M.G.PLESTED			
DRAWN: JM BROOKES			
CUSTOMER REF.:			
ASSEMBLY DRG:			

**HARWIN**

HARWIN USA  
 TEL: 603 893 5376  
 FAX: 603 893 5396  
 mis@harwin.com

HARWIN Europe (UK)  
 TEL: 023 9231 4545  
 FAX: 023 9231 4590  
 mis@harwin.co.uk

HARWIN Asia  
 TEL: +65 6 779 4909  
 FAX: +65 6 779 3868  
 mis@harwin.com.sg

THIS DRAWING AND ANY INFORMATION OR DESCRIPTIVE MATTER SET OUT HEREON ARE CONFIDENTIAL AND COPYRIGHT PROPERTY OF THE HARWIN GROUP AND MUST NOT BE DISCLOSED, LOANED, COPIED OR USED FOR MANUFACTURING, TENDERING OR FOR ANY OTHER PURPOSE WITHOUT THEIR WRITTEN PERMISSION.

**TOLERANCES**  
 X. = ±1mm  
 X.X = ±0.25mm  
 X.XX = ±0.10mm  
 X.XXX = ±0.01mm  
**ANGLES = ±5°**  
 UNLESS STATED

**MATERIAL:**  
 SEE ABOVE

**FINISH:** SEE ABOVE

**S/AREA:** mm<sup>2</sup>

**TITLE:** DATAMATE 2mm PITCH DIL VERTICAL PC TAIL SOCKET ASSEMBLY

**DRAWING NUMBER:** M80-887XXXX

SHT 2 OF 2