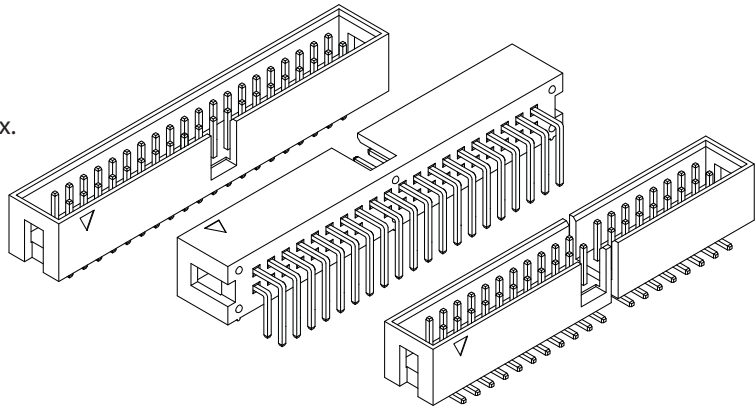
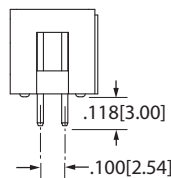


**.100" [2.54] Male Shrouded Box Headers, Straight, Right Angle, SMT****SPECIFICATIONS**

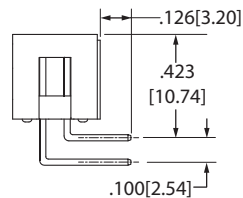
- **Centered Polarizing Notch**
- Operating Temperature: - 40° C to + 85° C
- Processing Temperature: 230° C for 60 seconds Max.  
(260° C, 10 seconds)
- UL Flammability Rating: 94V-0
- Voltage Rating: 20m OHMs Max.
- Current Rating: 3 AMP per contact
- Voltage Drop: AC 500 V.
- Insulation Resistance: 1000 Mega OHMS
- **Mates with SFH11 series (See opposite page)**

**PART NUMBER OPTIONS**

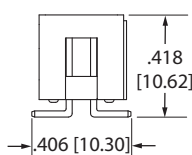
<b>SERIES</b>	<b>SBH11 - P B P C - D 10 - ST - BK</b>	<b>COLOR</b>
SBH11 = Male Box Header with Centered Polarizing Notch, .100" [2.54mm] Contact Centers		BK = Black Other Color Options Available (Consult Factory)
<b>HOUSING MATERIAL</b>		<b>TERMINATION TYPE</b>
P = PBT N = Nylon 6T		ST = Straight RA = Right Angle SM = Surface Mount, 'N' Material Only
<b>CONTACT MATERIAL</b>		<b>NUMBER OF CONTACT POSITIONS (Pins per Row)</b>
B = Brass		03 thru 08, 10, 12, 13, 15, 17, 20, 22, 25, 30, 32
<b>CONTACT FINISH - RoHS Compliant</b>		<b>NUMBER OF ROWS</b>
P = Gold Flash Overall		D = Dual Row
<b>CONTACT CENTERS</b>		
C = .100" [2.54mm]		

**DIMENSIONS** For complete drawings, go to [www.sullinscorp.com](http://www.sullinscorp.com) or e-mail [techsupport@sullinscorp.com](mailto:techsupport@sullinscorp.com)**STRAIGHT (ST)**

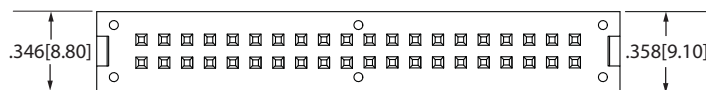
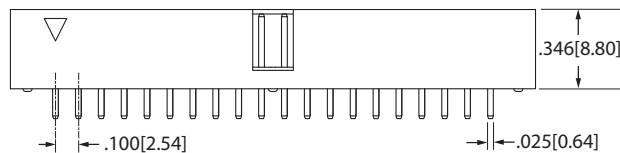
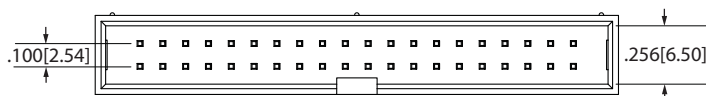
Example P/N: SBH11-PBPC-D20-ST-BK

**RIGHT ANGLE (RA)**

Example P/N: SBH11-PBPC-D20-RA-BK

**SURFACE MOUNT (SM)**

Example P/N: SBH11-NBPC-D20-SM-BK

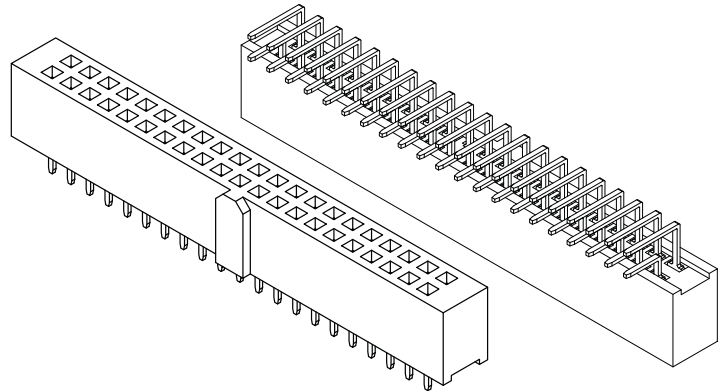




## .100" [2.54] Female Headers, Straight and Right Angle

### SPECIFICATIONS

- **Centered Polarizing Key Optional**
- Operating Temperature: - 40° C to + 105° C
- Processing Temperature: 230° C for 60 seconds Max.  
(260° C, 10 seconds)
- UL Flammability Rating: 94V-0
- Voltage Rating: 20m OHMS Max.
- Current Rating: 3 AMP per contact
- Dielectric Withstanding: 500 VAC
- Insulation Resistance: 1000 Mega OHMS
- **Mates with SBH11 series (See opposite page)**



### PART NUMBER OPTIONS

**SFH11 - P P P C - D 10 - ST - BK - M181**

#### SERIES

SFH11 = Female Box Header with Centered Polarizing Key, .100" [2.54mm] Contact Centers

#### HOUSING MATERIAL

P = PBT

#### CONTACT MATERIAL

P = Phosphor Bronze  
B = Brass

#### CONTACT FINISH - RoHS Compliant

P = Gold Flash Overall  
E = .000100" Pure Tin, Matte, Overall

#### CONTACT CENTERS

C = .100" [2.54mm]

#### MODIFICATION (Omit for Standard)

M181 = Without Centered Polarizing Key

#### COLOR

BK = Black  
GY = Grey

#### TERMINATION TYPE (Opposite Page)

ST = Straight  
RA = Right Angle

#### NUMBER OF CONTACT POSITIONS

03 thru 08, 10, 12, 13, 15, 17, 20, 25, 30, 32

#### NUMBER OF ROWS

D = Dual Row

### DIMENSIONS For complete drawings, go to [www.sullinscorp.com](http://www.sullinscorp.com) or e-mail [techsupport@sullinscorp.com](mailto:techsupport@sullinscorp.com)

