

Fig. 1

- The unique compliant tail pins conform to .040"±.003" finished hole without stressing inner layers. Patent No. 4,799,904
- Series 800 pin headers are offered in two tail lengths for .060"-.100" (MM #5601) and .090"-.130" (MM #5602) thick panels. See page 187 for details.
- Series 801 sockets MM #4614 or #4615 use Hi-Rel, 6-finger BeCu #47 contacts rated at 4.5 amps. Receptacles accept .030" diameter pins & .025" square pins. See page 221 for details.
- Insulators are high temp. thermoplastic.

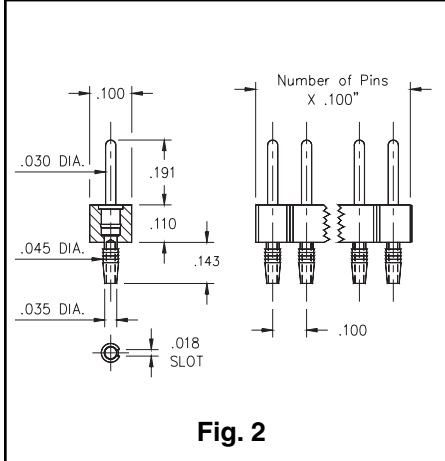



Fig. 2

Ordering Information

Fig. 1	Compliant Tail Pin Header for .060 - .100" thick boards	
	800-XX-0 __ -61-001000	
	Specify # of pins	└───> 01-64
Fig. 2	Compliant Tail Pin Header for .090 - .130" thick boards	
	800-XX-0 __ -62-001000	
	Specify # of pins	└───> 01-64

For Electrical, Mechanical & Environmental Data, See pg. 4
XX=Plating Code See Below
For RoHS compliance select ◇ plating code.

SPECIFY PLATING CODE XX=	10 ◇	90	40 ◇	
Pin Plating	10μ" Au	200μ" Sn/Pb	200μ" Sn	

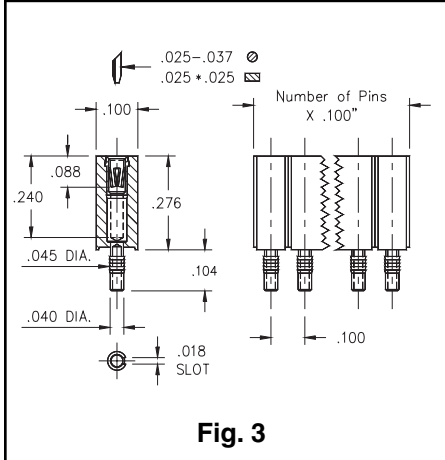


Fig. 3

Fig. 3	Compliant Tail Socket for .060 - .100" thick boards	
	801-XX-0 __ -61-001000	
	Specify # of pins	└───> 01-50

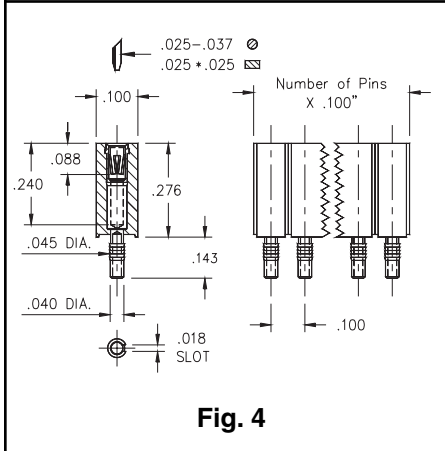


Fig. 4

Fig. 4	Compliant Tail Socket for .090 - .130" thick boards	
	801-XX-0 __ -62-001000	
	Specify # of pins	└───> 01-50

For Electrical, Mechanical & Environmental Data, See pg. 4
XX=Plating Code See Below
For RoHS compliance select ◇ plating code.

SPECIFY PLATING CODE XX=		93	99	43 ◇	
Sleeve (Pin)		200μ" Sn/Pb	200μ" Sn/Pb	200μ" Sn	
Contact (Clip)		30μ" Au	200μ" Sn/Pb	30μ" Au	