


Fig. 1

- Pin interconnects available with straight MM #7007 or right angle MM #5005/5107 solder tails. See page 182 for details.
- Sockets are available with straight MM #1304 or right angle MM #1305/1306 solder tails. See pages 148 & 149 for details.
- MM #1304, #1305 & #1306 receptacles use Hi-Rel, 6-finger BeCu #47 contacts rated at 4.5 amps. Receptacles accept .030" diameter and .025" square pins. See page 221 for details.
- Insulators are high temp. thermoplastic.



Ordering Information

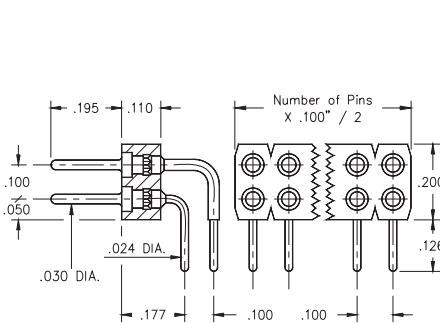


Fig. 2

Fig. 1	Series 802...10-001	Straight Pin Header
	802-XX-0__-10-001000	Specify # of pins → 02-64
Fig. 2	Series 802...20-001	Right Angle Pin Header
	802-XX-0__-20-001000	Specify # of pins → 02-64

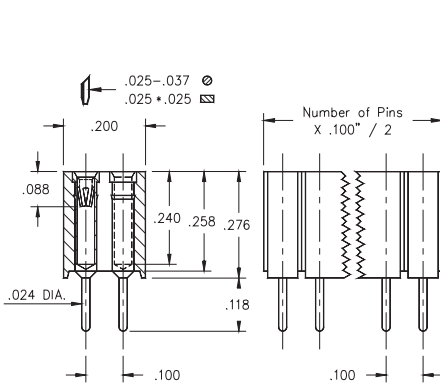


Fig. 3

For Electrical, Mechanical & Environmental Data, See pg. 4
XX=Plating Code See Below
For RoHS compliance select ◇ plating code.

SPECIFY PLATING CODE XX=	10◇	90	40◇	
Pin Plating	10μ" Au	200μ" Sn/Pb	200μ" Sn	

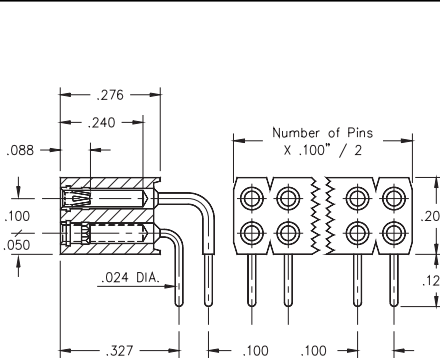


Fig. 4

Fig. 3	Series 803...10-001	Straight Socket
	803-XX-__-10-001000	Specify # of pins → 002-100
Fig. 4	Series 803...20-001	Right Angle Socket
	803-XX-__-20-001000	Specify # of pins → 002-100

For Electrical, Mechanical & Environmental Data, See pg. 4
XX=Plating Code See Below
For RoHS compliance select ◇ plating code.

SPECIFY PLATING CODE XX=		93	99	43◇	
Sleeve (Pin)		200μ" Sn/Pb	200μ" Sn/Pb	200μ" Sn	
Contact (Clip)		30μ" Au	200μ" Sn/Pb	30μ" Au	