

Fig. 1

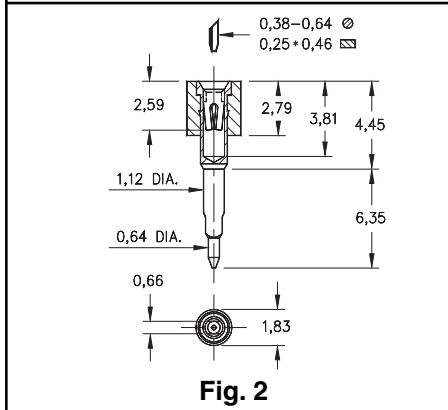


Fig. 2

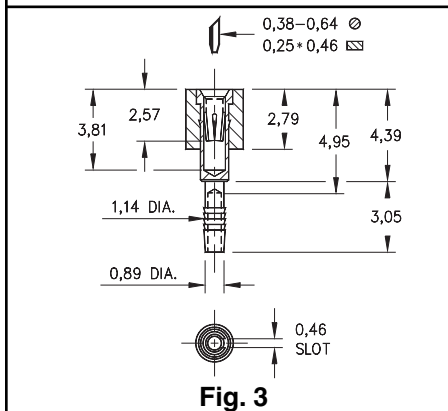


Fig. 3

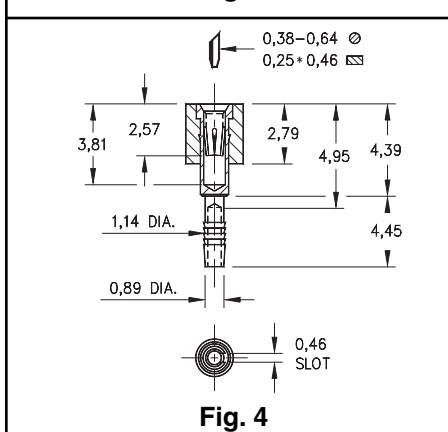


Fig. 4

- Unique compliant tail pins conform to the plated through-hole without stressing the inner layers of a multilayer board.
- Recommended plated through-hole for 304 series: 0,91 - 1,04 use a 1.1mm drill prior to plating. Using MM #0477 & #0478 pins, see page 133 for details.
- For 346 series: 1,02 ± 0,07 finished plated through-hole. Using MM #4612 & #4613 pins, see page 133 for details. Patent No. 4,799,904.
- Hi-Rel, 4 finger BeCu #30 contact is rated at 3 amps. See page 218 for details.
- Insulators are high temp. thermoplastic.



Ordering Information

Series 304...770 SOLDERLESS PRESS-FIT

Fig. 1	(For 1,57 Thick Boards)
	304-13-1__-41-770000 Specify # of pins → 01-64

Series 304...780 SOLDERLESS PRESS-FIT

Fig. 2	(For 3,18 Thick Boards)
	304-13-1__-41-780000 Specify # of pins → 01-64

Mill-Max recommends plating Code 13 for Series 304...770 and 304...780

Series 346...012 COMPLIANT SOLDERLESS PRESS-FIT

Fig. 3	(For 1,52 - 2,54 Thick Boards)
	346-XX-1__-41-012000 Specify # of pins → 01-64

Series 346...013 COMPLIANT SOLDERLESS PRESS-FIT

Fig. 4	(For 2,29 - 3,3 Thick Boards)
	346-XX-1__-41-013000 Specify # of pins → 01-64

For Electrical, Mechanical & Environmental Data, See pg. 4
XX=Plating Code See Below
For RoHS compliance select \diamond plating code.

SPECIFY PLATING CODE XX=	13 \diamond	93	99	43 \diamond	44 \diamond
Sleeve (Pin)	0,25µm Au	5,08µm Sn/Pb	5,08µm Sn/Pb	5,08µm Sn	5,08µm Sn
Contact (Clip)	0,76µm Au	0,76µm Au	5,08µm Sn/Pb	0,76µm Au	0,76µm Au