

Fig. 1

- Pin interconnects available with straight MM #7007 or right angle MM #5005 solder tails. See page 182 for details.
- Sockets are available with straight MM #1304 or right angle MM #1305 solder tails. See pages 148 & 149 for details.
- MM #1304 and MM #1305 receptacles use Hi-Rel, 6-finger BeCu #47 contacts rated at 4.5 amps. Receptacles accept 0,76 diameter and 0,64 square pins. See page 221 for details.
- Insulators are high temp. thermoplastic.

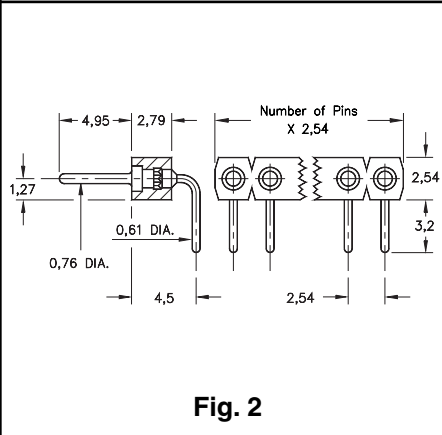



Fig. 2

Ordering Information	
Fig. 1	Series 800...10-001 Straight Pin Header 800-XX-0__-10-001000 Specify # of pins → 01-64
	Series 800...20-001 Right Angle Pin Header 800-XX-0__-20-001000 Specify # of pins → 02-64

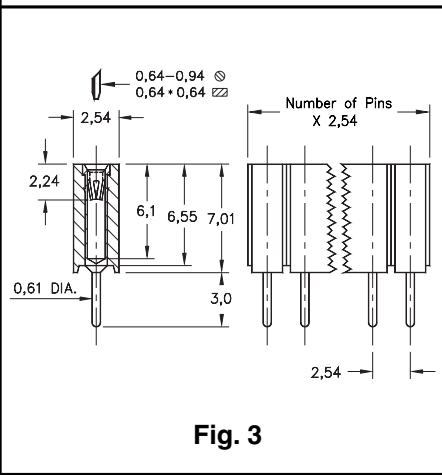


Fig. 3

<i>For Electrical, Mechanical & Environmental Data, See pg. 4</i>	<i>XX=Plating Code See Below</i>	<i>For RoHS compliance select ◇ plating code.</i>	
SPECIFY PLATING CODE XX=	10◇	90	40◇
Pin Plating	0,25µm Au	5,08µm Sn/Pb	5,08µm Sn

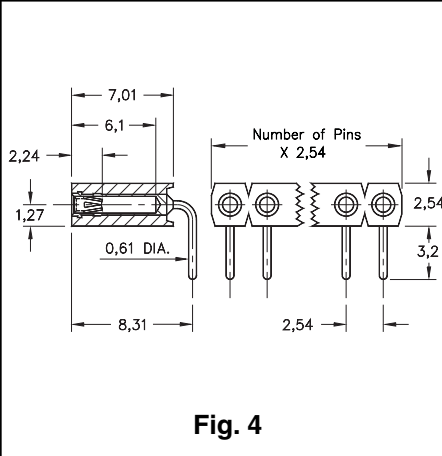


Fig. 4

Fig. 3	Series 801...10-001 Straight Socket ★ 44 Plating Non-Standard 801-XX-0__-10-001000 Specify # of pins → 01-50
	Series 801...20-001 Right Angle Socket ★ 44 Plating Non-Standard 801-XX-0__-20-001000 Specify # of pins → 01-50

<i>For Electrical, Mechanical & Environmental Data, See pg. 4</i>	<i>XX=Plating Code See Below</i>	<i>For RoHS compliance select ◇ plating code.</i>			
SPECIFY PLATING CODE XX=		93	99	43◇	44◇
Sleeve (Pin)		5,08µm Sn/Pb	5,08µm Sn/Pb	5,08µm Sn	5,08µm Sn
Contact (Clip)		0,76µm Au	5,08µm Sn/Pb	0,76µm Au	5,08µm Sn