

Fig. 1

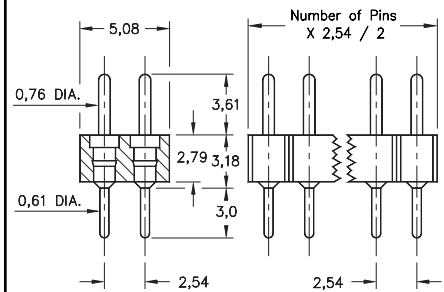


Fig. 2

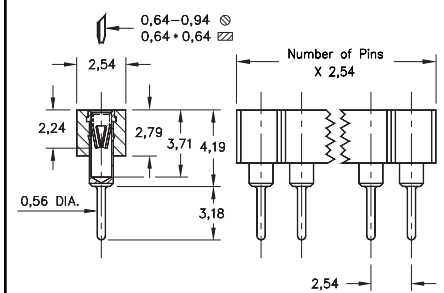


Fig. 3

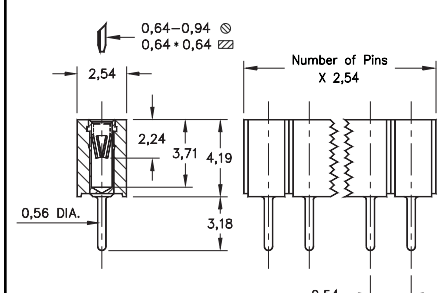


Fig. 4

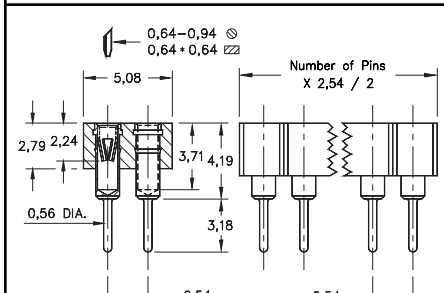



Fig. 5

- Series 800 and 802 single and double row pin headers use MM #5016 pins. See page 182 for details.
- Series 801 and 803 single and double row sockets use MM #1303 pins. See page 150 for details.
- Series 801 and 803 receptacles use Hi-Rel, 6-finger BeCu #47 contacts rated at 4.5 amps. Receptacles accept 0,64 diameter and 0,64 square pins. See page 221 for details.
- Insulators are high temp. thermoplastic.



Ordering Information

Fig. 1	Single Row Low Profile Pin Header	800-XX-0__-10-002000
	Specify # of pins	01-64
Fig. 2	Double Row Low Profile Pin Header	802-XX-0__-10-002000
	Specify # of pins	02-64

For Electrical, Mechanical & Environmental Data, See pg. 4
XX=Plating Code See Below
For RoHS compliance select ◇ plating code.

SPECIFY PLATING CODE XX=	10 ◇	90	40 ◇	
Pin Plating	0,25µm Au	5,08µm Sn/Pb	5,08µm Sn	

Fig. 3	Single Row Low Profile Socket (short insulator)	801-XX-0__-10-002000
	Specify # of pins	01-64
Fig. 4	Single Row Low Profile Socket (long insulator)	801-XX-0__-10-012000
	Specify # of pins	01-36
Fig. 5	Double Row Low Profile Socket	803-XX-0__-10-002000
	Specify # of pins	02-72

For Electrical, Mechanical & Environmental Data, See pg. 4
XX=Plating Code See Below
For RoHS compliance select ◇ plating code.

SPECIFY PLATING CODE XX=		93	99	43 ◇	
Sleeve (Pin)		5,08µm Sn/Pb	5,08µm Sn/Pb	5,08µm Sn	
Contact (Clip)		0,76µm Au	5,08µm Sn/Pb	0,76µm Au	