

4

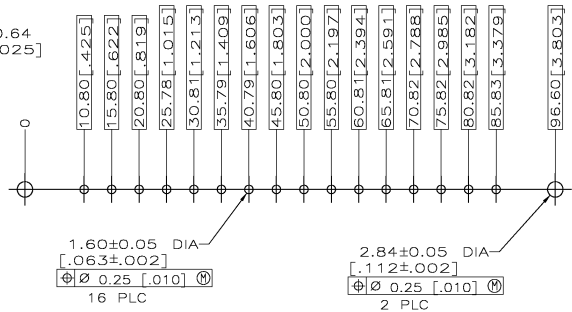
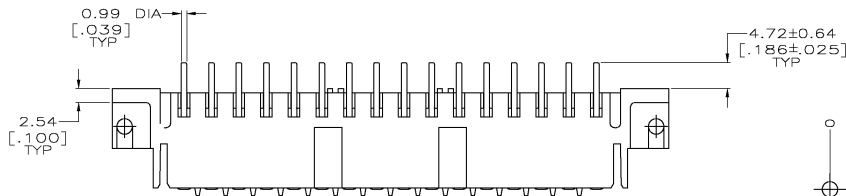
3

2

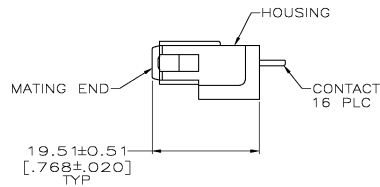
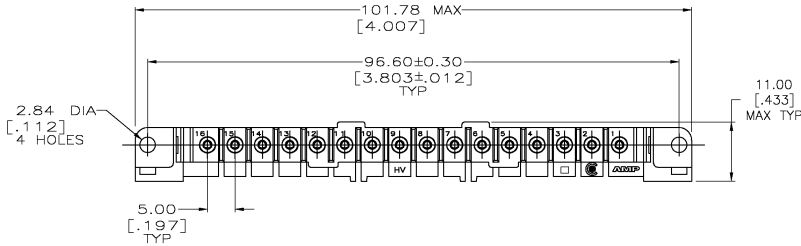
1

THIS DRAWING IS UNPUBLISHED.
 © COPYRIGHT BY TYCO ELECTRONICS CORPORATION. ALL RIGHTS RESERVED.

LOC	QST	REVISIONS			
P	LTR	DESCRIPTION	DATE	OWN	APPD
H		REVISED PER 0638-0179-05	4/22/05	SS	GS



RECOMMENDED PC BOARD LAYOUT



- 1. NYLON, RED.
- 2. PHOSPHOR BRONZE.

- △ 3.81um [.000150] MIN TIN-LEAD OVER 1.27um [.000050] MIN NICKEL.
- △ 0.76um [.000030] MIN GOLD FOR A LENGTH OF 5.08 [.200] MIN FROM MATING END, 3.81um [.000150] MIN TIN-LEAD FOR A LENGTH OF 5.36 [.211] MIN FROM OPPOSITE END, BOTH OVER 1.27um [.000050] MIN NICKEL.
- △ 3.81um [.000150] MIN TIN OVER 1.27um [.000050] MIN NICKEL.
- △ 0.76um [.000030] MIN GOLD FOR A LENGTH OF 5.08 [.200] MIN FROM MATING END, 3.81um [.000150] MIN TIN FOR A LENGTH OF 5.36 [.211] MIN FROM OPPOSITE END, BOTH OVER 1.27um [.000050] MIN NICKEL.

△	207615-7
△	207615-6
△	207615-3
△	207615-1
CONTACT FINISH	PART NO.

THIS DRAWING IS A CONTROLLED DOCUMENT.		DN	06/07/92	Tyco Electronics Corporation Harrisburg, Pa 17105-3508
DIMENSIONS: mm (INCHES)		L SIDE	8-25-92	
MATERIAL: HOUSING: 1		PRODUCT SPEC		SOCKET HEADER ASSEMBLY, 16 POSN, IN-LINE, METRIMATE
CONTACTS: SEE TABLE		APPLICATION SPEC		
FINISH		REVISION		RESTRICTED TO
CUSTOMER DRAWING		SIZE	A2	00779
		CASE CODE		207615
		DRAWING NO		
		SCALE	2:1	SHEET 1 of 1
		REV		H

AMP 1471-9 REV 31MAR2000

207615

A