THIS DRAWING IS UNPUBLISHED. RELEASED FOR PUBLICATION -.-.-
© COPYRIGHT - BY TYCO ELECTRONICS CORPORATION. ALL RIGHTS RESERVED.

LOC	CONT
CM	00

REVISIONS

P	LTR	DESCRIPTION	DATE	DWN	APVD
	N	REVISED PER EC 0638-01094-04	18FEB05	KW	SR

1. PARTS COMPLY TO AMP SOLDERABILITY SPECIFICATION 109-11-3.
2. CONTACT IS PLATED OVERALL WITH 0.00127 [.000050] NICKEL, THEN 0.00076 [.000030] GOLD OVER CONTACT LENGTH INDICATED AND MATTE TIN LEAD ON SOLDER TAIL END.
3. CIRCUIT IDENTIFICATION CHARACTERS ARE ADJACENT TO THE INDICATED CAVITIES, BUT LOCATION AND ORIENTATION MAY DIFFER FROM PRINT.
4. DIMENSIONS IN BRACKETS ARE IN INCHES.
5. DRAIN HOLES LOCATED AS SHOWN. OPTIONAL CONSTRUCTION - ALL DRAIN HOLES LOCATED 90° AS SHOWN IN DETAIL A.
6. CONTACT IS PLATED OVERALL WITH 0.00127 [.000050] NICKEL, THEN 0.00076 [.000030] GOLD OVER CONTACT LENGTH INDICATED AND MATTE TIN ON SOLDER TAIL END.

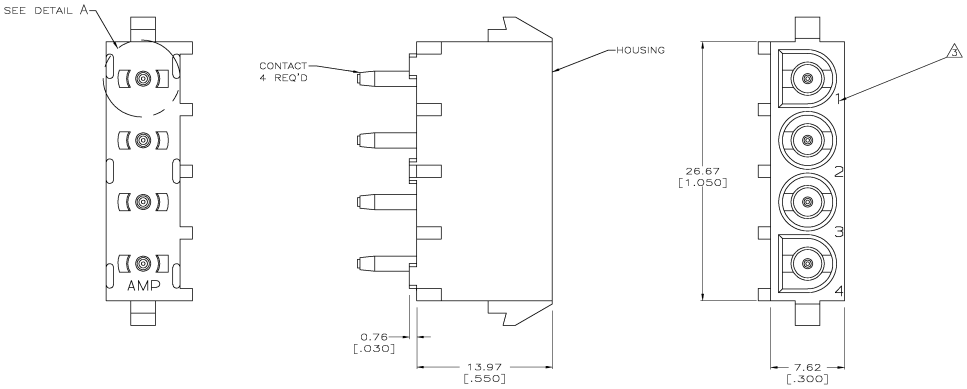

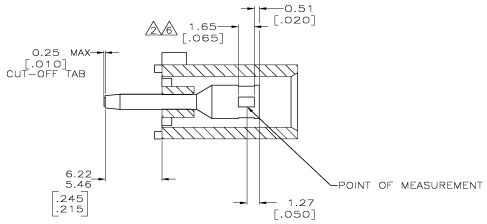

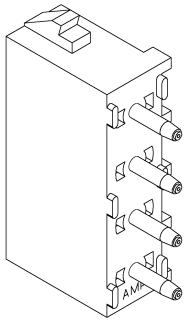

3-DIMENSIONAL MODEL
NTS

DETAIL A
OPTIONAL CONSTRUCTION

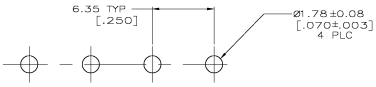

RECOMMENDED MOUNTING HOLE PATTERN
FOR 3.18 [.125] THICK P.C. BOARD

CONTACT MATERIAL AND FINISH	HOUSING MATERIAL	PART NUMBER
PHOSPHOR BRONZE, GOLD	NYLON,UL94V-0,WHITE	350833-4
PHOSPHOR BRONZE, GOLD	NYLON,UL94V-0,WHITE	350833-2
PHOSPHOR BRONZE, PRE-TIN	NYLON,UL94V-0,WHITE	350833-1

METRIC

THIS DRAWING IS A CONTROLLED DOCUMENT.

DIMENSIONS: mm [INCHES]
TOLERANCE UNLESS OTHERWISE SPECIFIED:
0 PLC ± -
1 PLC ± -
2 PLC ± 0.13 [.005]
3 PLC ± -
4 PLC ± -
ANGLES ± 0±30'

MATERIAL: SEE TABLE
FINISH: SEE TABLE

DWN: D. LEWIS 10-02-98
CHK: R. SWING 10-02-98
APVD: M. TRULL 10-02-98
PRODUCT SPEC: —
APPLICATION SPEC: —
WEIGHT: —

CUSTOMER DRAWING

Tyco Electronics Corporation
Greensboro, NC 27409

NAME: SOCKET HEADER ASSEMBLY, 4 CIRCUIT UNIVERSAL MATE-N-LOK™

SIZE	CAGE CODE	DRAWING NO	RESTRICTED TO
A1	00779	C-350833	—

SCALE 5:1 SHEET 1 OF 1 REV N

AMP 4895 REV 31MAR2000

Downloaded from Elcodis.com electronic components distributor