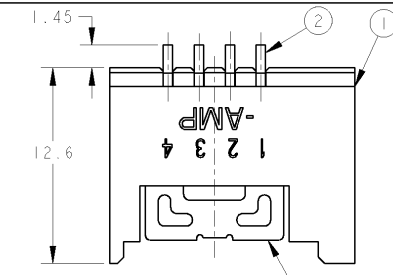


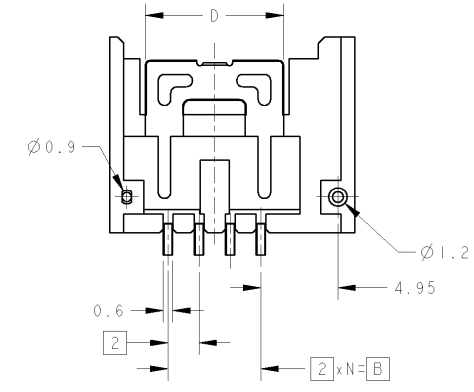
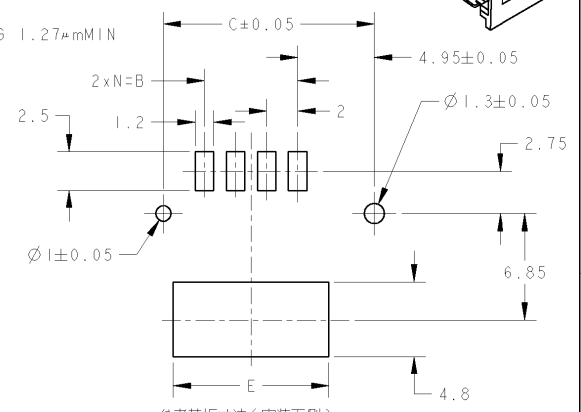
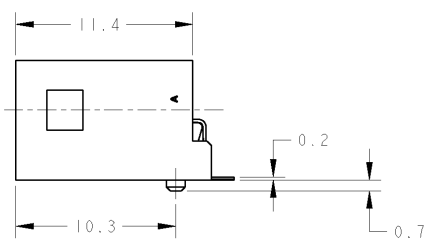
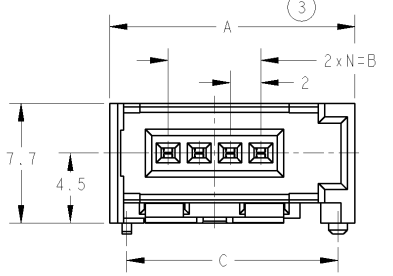
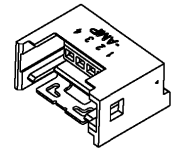
THIS DRAWING IS UNPUBLISHED. RELEASED FOR PUBLICATION 2002
 BY TYCO ELECTRONICS CORPORATION. ALL RIGHTS RESERVED.

Loc	Dist	REVISIONS					
J	-	P	LTR	DESCRIPTION	DATE	DWN	APVD
		0		RELEASED(FJ00-0828-02)	18APR2002	M.K	Y.K



△ 材料及びめっき:
 コンタクト: 銅合金, 下地ニッケル 1.27μm以上
 接点部: 金メッキ0.2μm以上, 半田付け部: 銅メッキ1~3μm
 ハウジング: 熱可塑性樹脂
 ペグ: 銅合金, 下地ニッケル 1.27μm以上
 半田付け部: 銅メッキ1~3μm

△ MATERIAL & FINISH
 CONTACT: COPPER ALLOY, UNDER Ni PLATING 1.27μmMIN
 CONTACT AREA: Au PLATING 0.2μmMIN
 TINE AREA: TIN PLATING 1~3μm
 HOUSING: THERMO PLASTIC
 SOLDER PEG: COPPER ALLOY, UNDER Ni PLATING 1.27μmMIN
 TINE AREA: TIN PLATING 1~3μm



1565994-3, 4: AS SHOWN

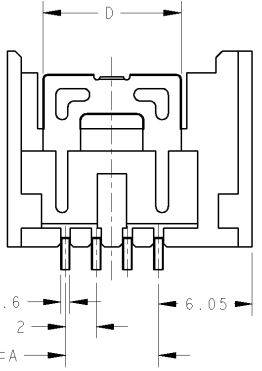
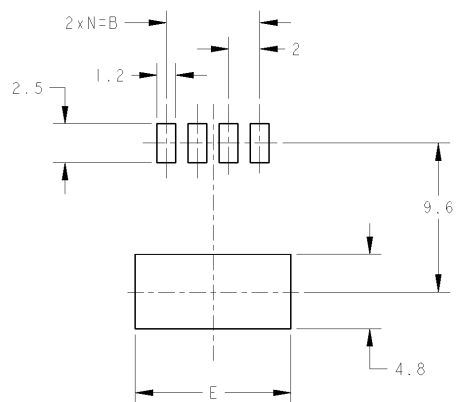
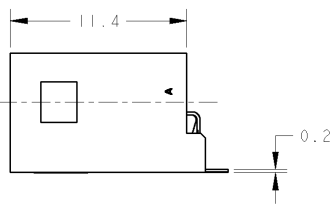
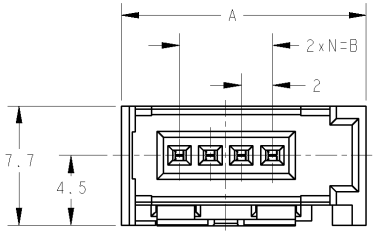
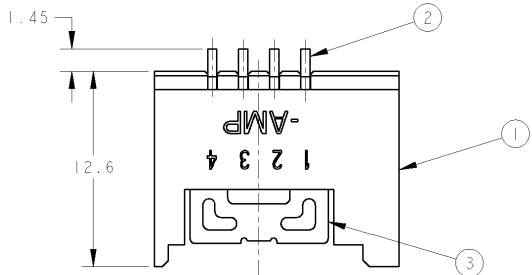
参考基板寸法 (実装面側)
 REFERENCE DIMENSION OF PCB (MOUNTING SIDE)

1	1g	0.95g	1	1g	0.95g											
1	1	1	1	1	1	SOLDER PEG										3
4	1	4	4	3	3	HDR CONTACT										2
1						HSR HSG, 4P, W/O BOSS	10	8.9	-	6	15.8	3	4	1		1
	1					HDR HSG, 3P, W/O BOSS	8	6.9	-	4	13.8	2	3	1		1
			1			HDR HSG, 4P, WITH BOSS	10	8.9	13.6	6	15.8	3	4	1		1
				1		HDR HSG, 3P, WITH BOSS	8	6.9	11.6	4	13.8	2	3	1		1
1	-4	1	-3	-4	-3	NAME	E	D	C	B	A	N	POS	ITEM		

DIMENSIONS: 単位: mm TOLERANCES UNLESS OTHERWISE SPECIFIED: 0-PLC ±0.25 1-PLC ±0.1 2-PLC ±0.05 3-PLC ±0.001 4-PLC ±0.0001 ANGLES ±0.5 FINISH SEE NOTE		DWN M. Kimura 18APR2002 CHN Y. KASHIWA 18APR2002 APVD Y. KASHIWA 18APR2002 PRODUCT SPEC 108-5765 APPLICATION SPEC WEIGHT TABLE MATERIAL SEE NOTE FINISH SEE NOTE		tyco Electronics Tyco Electronics AMP R.K. Kawasaki, Japan	
NAME: HDR ASSEMBLY, RIGHT ANGLE SMT TYPE WITH BOSS RITS CONNECTOR WITH BOSS			SIZE: A3 CAGE CODE: 00779 DRAWING NO: C-1565994		RESTRICTED TO: -
CUSTOMER DRAWING			SCALE: 4:1 SHEET: 1 OF 3 REV: 0		

THIS DRAWING IS UNPUBLISHED. RELEASED FOR PUBLICATION 2002
 © COPYRIGHT 2002 BY TYCO ELECTRONICS CORPORATION. ALL RIGHTS RESERVED.

LOC	DIST	REVISIONS					
J	-	P	LTR	DESCRIPTION	DATE	DWN	APVD
		-		SEE SHEET 1	-	-	-



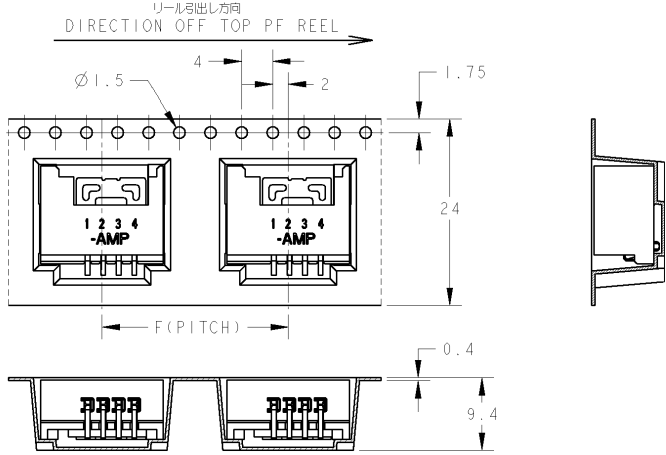
1-1565994-3,4: AS SHOWN

参考基板寸法 (実装面側)
 REFERENCE DIMENSION OF PCB (MOUNTING SIDE)

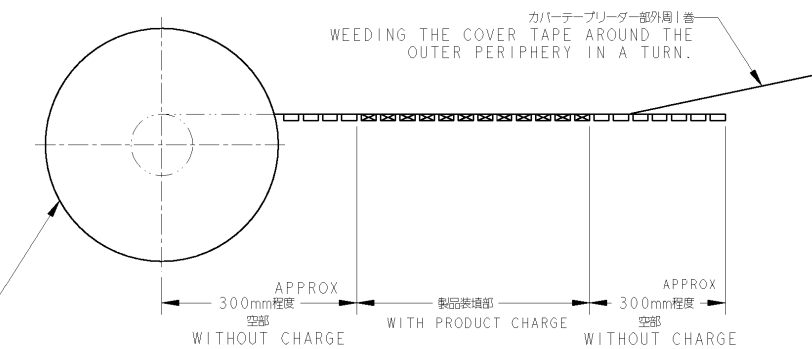
<small>THIS DRAWING IS A CONTROLLED DOCUMENT FOR TYPE ELECTRONICS CORPORATION IT IS SUBJECT TO CHANGE AND THE CONTROLLING ENGINEERING ORGANIZATION SHOULD BE CONTACTED FOR THE LATEST REVISION.</small>		DWN M. Kimura 18APR2002 CHN Y. KASHIWA 18APR2002 APVD Y. KASHIWA 18APR2002	tyco Electronics Tyco Electronics AMP K.K. Kawasaki, Japan
DIMENSIONS: UNLESS OTHERWISE SPECIFIED: mm 0-PLC ±0.25 1-PLC ±0.1 2-PLC ±0.04 3-PLC ±0.001 4-PLC ±0.0001 ANGLES ±5 FINISH ±L	TOLERANCES UNLESS OTHERWISE SPECIFIED: ±0.25 ±0.1 ±0.04 ±0.001 ±5	NAME: HDR ASSEMBLY, RIGHT ANGLE SMT TYPE PART: RITS CONNECTOR WITHOUT BOSS	RESTRICTED TO: -
MATERIAL	WEIGHT	SIZE: A3	CAGE CODE: 00779
CUSTOMER DRAWING		DRAWING NO: 1565994	SCALE: 4:1
		SHEET: 2	OF: 3
		REV: 0	

THIS DRAWING IS UNPUBLISHED. RELEASED FOR PUBLICATION 2002
 © COPYRIGHT 2002 BY TYCO ELECTRONICS CORPORATION. ALL RIGHTS RESERVED.

LOC	DIST	REVISIONS					
J	-	P	LTR	DESCRIPTION	DATE	DWN	APVD
		-		SEE SHEET 1			



PACKING STYLE



200	4	24	1-1565994-4
250	3	20	1-1565994-3
200	4	24	1565994-4
250	3	20	1565994-3
QTY	POS	F	PART NO.

REEL SIZE:
 330D1A x 80D1A (HUB) x 31.5W (25.5W INSIDE)

<small>THIS DRAWING IS A CONTROLLED DOCUMENT FOR WHICH ALTERATIONS CORRECTIONS ETC. ARE SUBJECT TO CHANGE AND THE CONTROLLING ENGINEERING ORGANIZATION SHOULD BE CONTACTED FOR THE LATEST REVISION.</small>		DWN M. Kimura 18APR2002 CHN Y. KASHIWA 18APR2002 APVD Y. KASHIWA 18APR2002	tyco Electronics Tyco Electronics AMP K.K. Kawasaki, Japan
DIMENSIONS: 単位: mm 	TOLERANCES UNLESS OTHERWISE SPECIFIED: 一般公差 ±0.3 0-PLC ± 1-PLC ± 2-PLC ± 3-PLC ± 4-PLC ± ANGLES ±0.5 FINISH ±	PRODUCT SPEC 無指定 APPLICATION SPEC 無指定 WEIGHT - MATERIAL 無指定	NAME 無指定 HDR ASSEMBLY, RIGHT ANGLE SMT TYPE RITS CONNECTOR EMBOSS ASSY SIZE A3 CAGE CODE 00779 DRAWING NO. C-1565994 RESTRICTED TO -
CUSTOMER DRAWING			SCALE 無指定 SHEET 3 OF 3 REV 0