THIS DRAWING IS UNPUBLISHED. RELEASED FOR PUBLICATION -.-.-
© COPYRIGHT - By - ALL RIGHTS RESERVED.

LOC	DIST
CM	00

REVISIONS

P	LTR	DESCRIPTION	DATE	DRN	APVD
	E1	REVISED PER ECO-11-004917	11MAR11	RK	HMR

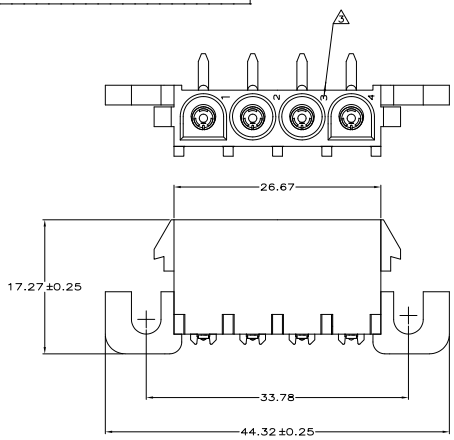

1. PARTS COMPLY WITH AMP SOLDERABILITY SPECIFICATION 109-11-5.
2. 0.00076 GOLD OVER 0.00127 MIN NICKEL WITH MATTE TIN LEAD ON SOLDER TAIL.
3. CIRCUIT IDENTIFICATION CHARACTERS ARE ADJACENT TO THE INDICATED CAVITIES,BUT LOCATION AND ORIENTATION MAY DIFFER FROM PRINT.
4. 0.00076 GOLD OVER 0.00127 MIN NICKEL WITH MATTE TIN ON SOLDER TAIL.

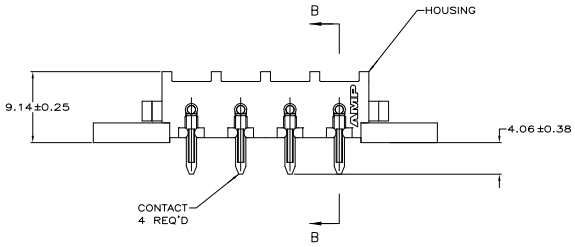

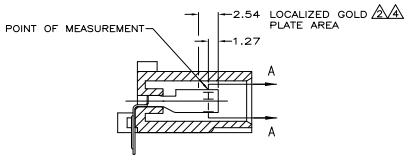

SECTION B-B

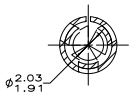

SECTION A-A
SCALE 10:1

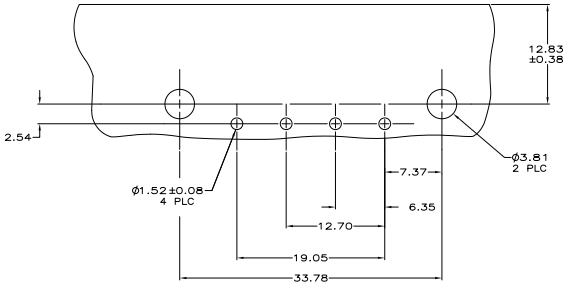

RECOMMENDED MOUNTING HOLE PATTERN
FOR 1.57 THICK P.C. BOARD

3.81	.150		
2.54	.100		
2.03	.080	44.32	1.745
1.91	.075	33.78	1.330
1.57	.062	26.67	1.050
1.52	.060	19.05	.750
1.27	.050	17.27	.680
0.38	.015	12.83	.505
0.25	.010	12.70	.500
0.13	.005	9.14	.360
0.08	.003	7.37	.290
0.00127	.000050	6.35	.250
0.00076	.000030	4.06	.160
MM	IN	MM	IN

CONVERSION TABLE

PH BRZ, 4	NYLON UL 94V-0	3-643230-0
PH BRZ, 2	NYLON UL 94V-0	643230-2
PH BRZ,TIN	NYLON UL 94V-0	643230-1
CONTACT	HOUSING	PART NUMBER

THIS DRAWING IS A CONTROLLED DOCUMENT.

DIMENSIONS: mm

TOLERANCE UNLESS OTHERWISE SPECIFIED: 0 PLC ± - ; 1 PLC ± - ; 2 PLC ± 0.13 ; 3 PLC ± - ; 4 PLC ± - ; ANGLES ± -

MATERIAL: SEE TABLE

FINISH: SEE TABLE

DRN K. WHITAKER STAMPEDDDS
CHK S. RIDGILL STAMPEDDDS
APVD S. RIDGILL STAMPEDDDS

PRODUCT SPEC —

APPLICATION SPEC —

WEIGHT —

TE Connectivity

NAME: SOCKET HEADER ASSEMBLY, RIGHT ANGLE MOUNT,4 POSITION, UNIVERSAL MATE-N-LOK(TM)

SIZE A1 | CAGE CODE 00779 | DRAWING NO C-643230 | RESTRICTED TO —

CUSTOMER DRAWING | SCALE 4:1 | SHEET 1 OF 1 | REV E1

METRIC

4MOS (3/11)

Downloaded from Elcodis.com electronic components distributor